

ICUT
Annual Statistical Report
2010



Independent Colleges and Universities of Texas, Inc.
Stretching Minds. Stretching Money.

TABLE OF CONTENTS

Preface	i
Acknowledgments	iii
ICUT	v
ICUT Institutions	vii
Introduction	1
Section 1: OVERVIEW OF ICUT INSTITUTIONS	
Enrollment	4
Student Credit Hours	4
Enrollment by Ethnicity	5
Enrollment by Geographic Distribution	6
Degrees Awarded	6
Sources of Student Financial Aid	7
Average Tuition and Fees	7
Full-time Faculty	8
Expenditures	9
Sources of Revenue	10
Section 2: FIVE-YEAR TRENDS	
Total Enrollment	12
Minority Enrollment	13
Tuition and Fees	14
Institutional Financial Aid	15
Student-to-faculty Ratio	16

Section 3: INSTITUTION-LEVEL DATA

Part I: Student Data

Summary of Student Data	21
Enrollment	22
First-time, First-year, Degree-seeking	23
Semester Credit Hours	24
Geographic Distribution	25
Ethnicity	26
Degrees Awarded	28
Persistence and Graduation of Undergraduates	29

Part II: Student Financial Aid Data

Summary of Student Financial Aid Data	33
Student Costs	34
Sources of Student Aid	35
Tuition Equalization Grant Statistics	36
TEXAS Grant Statistics	37
Texas College Work Study Statistics	38
Persistence and Graduation of TEG Recipients	39

Part III: Faculty Data

Summary of Faculty Data	43
Full-time Faculty	44
Tenured Faculty	46

Part IV: Financial Data

Summary of Financial Data	49
Expenditures by Function	50
Sources of Revenue	52
Land, Buildings and Equipment	53
Endowment	54



Preface

The 2010 ICUT Annual Statistical Report presents data by institution for all 40 ICUT institutions. Data collected on students, faculty, student financial aid, and institutional finances are presented in four parts and include summary pages comparing the totals with the previous year. Every effort has been made to ensure comparability with the previous year's data.

The 2010 Annual Statistical Report was produced by Elizabeth Puthoff and was edited by Carol McDonald and Nancy Ward.



Acknowledgments

The ICUT staff wishes to thank member institutions for collecting the data presented in this report. Special thanks go to the Institutional Research Officers, Financial Aid Officers and Chief Financial Officers for the time and energy they expended to provide us the information that is presented here. We could not have produced this report without their help.

Since the analyses in any report are only as good as the data upon which they are based, we sincerely appreciate the careful and conscientious efforts of all who provide information.

The ICUT Staff



ICUT
Independent Colleges and Universities of Texas
Stretching Minds. Stretching Money.

Our purpose...

ICUT works with the Legislature, state agencies and other appropriate organizations to promote access for all Texans to the state's private colleges and universities.

Our primary activity is to support and enhance the Tuition Equalization Grant...

The TEG offers two compelling advantages:

The TEG stretches the state's higher education dollar. Helping students find places at private colleges or universities costs less than educating them at state universities.

The TEG helps Texas students from all legislative districts attend the colleges of their choice.

Other important ICUT activities include...

Helping legislators find information they need about higher education.

Monitoring the legislative process on behalf of Texas' private institutions and assisting them with appropriate responses and initiatives.

Finding ways to control costs at ICUT institutions by negotiating as a group for goods and services.

An established institution...

Founded in 1965, ICUT is a public policy organization in Austin which helps legislators, state administrators, high school counselors and students understand the TEG and other public policy issues that provide access to Texas' private colleges and universities.

How the TEG stretches taxpayers' dollars

The average TEG award in fiscal year 2009 was \$3,466. In contrast, about \$7,616 was appropriated for every full-time student enrolled at a state university—almost a two-to-one savings. It would cost taxpayers more than \$207.5 million to enroll TEG recipients in state universities, and this would strain the capacity of those institutions.

How the TEG helps Texans

Texas students seeking TEG assistance must demonstrate financial need through the Free Application for Federal Student Aid (FAFSA). To qualify, students must be Texas residents, enroll a least 3/4 time, maintain a 2.5 GPA by the end of their second year, pay higher tuition than charged at a public institution, and not be athletic scholarship recipients.



ICUT INSTITUTIONS

Abilene Christian University
Amberton University
Austin College
Baylor University
College of St. Thomas More
Concordia University Texas
Dallas Baptist University
East Texas Baptist University
Hardin-Simmons University
Houston Baptist University
Howard Payne University
Huston-Tillotson University
Jacksonville College
Jarvis Christian College
LeTourneau University
Lon Morris College
Lubbock Christian University
McMurry University
Our Lady of the Lake University
Paul Quinn College
Rice University
St. Edward's University
St. Mary's University
Schreiner University
Southern Methodist University
Southwestern Adventist University
Southwestern Assemblies of God University
Southwestern Christian College
Southwestern University
Texas Christian University
Texas College
Texas Lutheran University
Texas Wesleyan University
Trinity University
University of Dallas
University of the Incarnate Word
University of Mary Hardin-Baylor
University of St. Thomas
Wayland Baptist University
Wiley College

Introduction

The 2010 Statistical Report contains both raw data and trend analysis. Data sources are cited in each table and include the National Center for Educational Statistics Integrated Postsecondary Education Data System (IPEDS), the Texas Higher Education Coordinating Board (THECB), The College Board and ICUT data collection forms.

Sections 1 and 2 give an overview of ICUT institutions as a whole. The first chapter summarizes current-year data and the second gives a five-year trend for key variables.

Section 3 contains institution-level data in table form. There are four sections within this chapter: Part I contains student data, including: headcount enrollment; first-time, first-year, degree seeking students; semester credit hours; geographic distribution; ethnicity; degrees awarded; and persistence of undergraduates.

Part II presents data on student costs and a broad summary of sources of student aid. Grant statistics are given for the Tuition Equalization Grant program, a state program for students attending independent colleges and universities in Texas. Also included are award totals for the state-supported TEXAS Grant and College Work Study programs available to students at both public and independent colleges and universities in Texas. The TEXAS Grant program is currently being phased out at ICUT institutions.

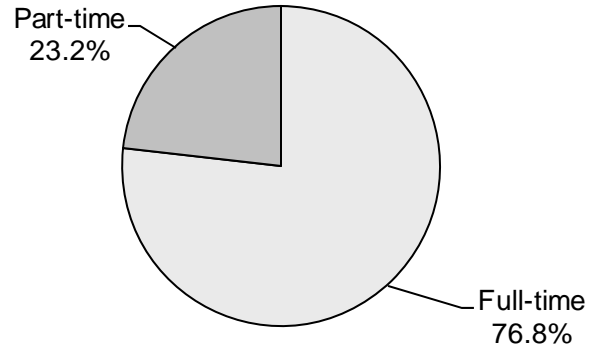
Part III provides data on faculty at ICUT institutions, including the number of full-time faculty by rank and the number of tenured faculty by rank.

Part IV presents institutional financial data, including: data on expenditures by function; sources of revenue; value of land, buildings, and equipment; and endowment.

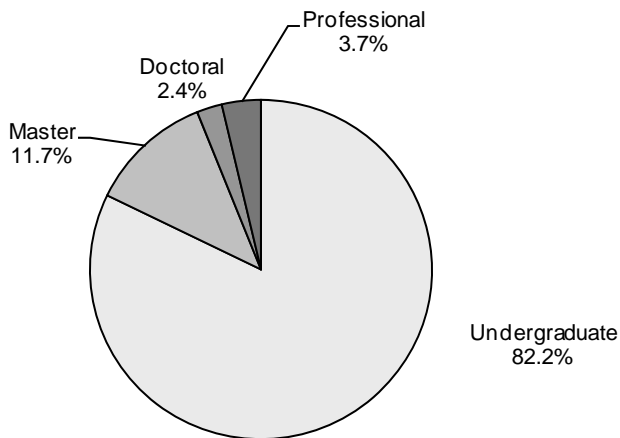
Section 1: Overview of ICUT Institutions

Overview of ICUT Institutions

Enrollment by Classification, Fall 2009		
Classification	Number	Percentage
Full-time	91,214	76.8
Part-time	27,523	23.2
Total	118,737	100.0



Source: IPEDS Fall Enrollment, 2009



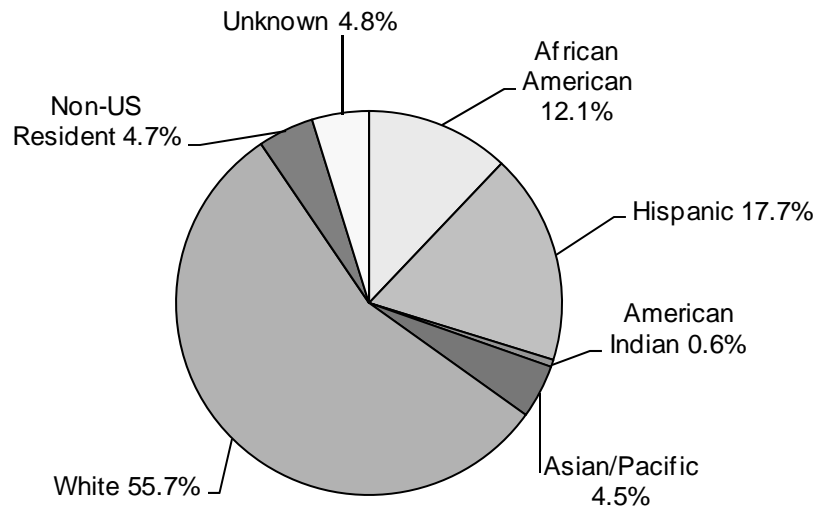
Credit Hours at ICUT Institutions by Degree Classification, 2008-09		
Classification	Number	Percentage
Undergraduate	2,468,613	82.2
Master	351,761	11.7
Doctoral	71,944	2.4
Professional	111,857	3.7
Total	3,004,175	100.0

Source: ICUT

Overview of ICUT Institutions

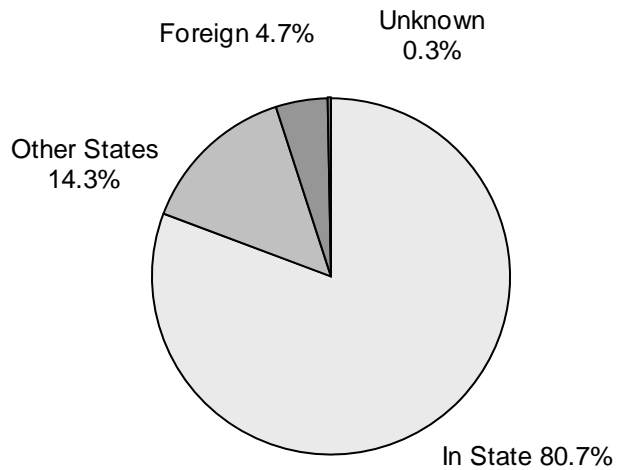
Enrollment by Ethnicity, Fall 2009		
Ethnicity	Number	Percentage
African American	14,414	12.1
Hispanic	20,964	17.7
American Indian	747	0.6
Asian/Pacific	5,311	4.5
White	66,088	55.7
Non-U.S. Resident	5,550	4.7
Unknown	5,663	4.8
Total	118,737	100.0

Source: IPEDS Fall Enrollment, 2009

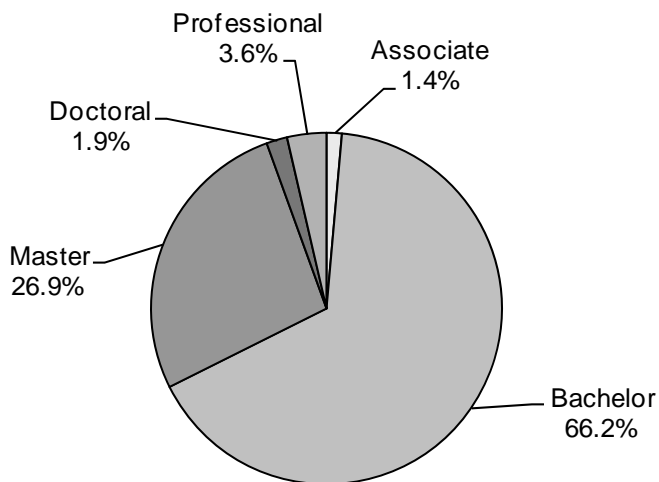


Overview of ICUT Institutions

Enrollment by Geographic Distribution, Fall 2009		
Residency	Number	Percentage
In-State	95,749	80.7
Other States	17,015	14.3
Foreign	5,524	4.7
Unknown	343	0.3
Total	118,631	100.0



Source: ICUT
 *This total may include study abroad students and auditors and may, therefore, differ from IPEDS numbers.



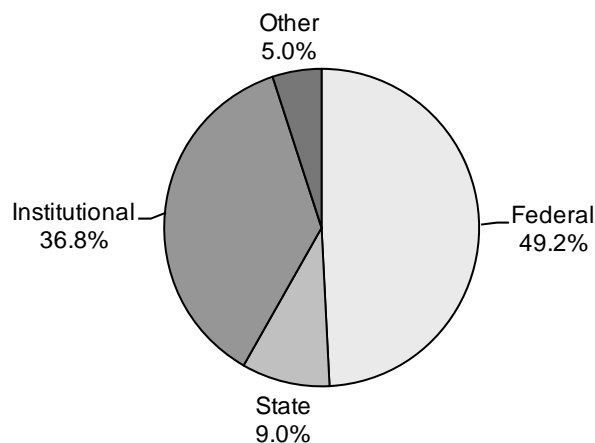
Degrees Awarded, 2008-2009		
Classification	Number	Percentage
Associate	373	1.4
Bachelor	18,189	66.2
Master	7,403	26.9
Doctoral	531	1.9
Professional	994	3.6
Total	27,490	100.0

Source: IPEDS Completions, 2008-2009

Overview of ICUT Institutions

Sources of Student Financial Aid, 2008-2009		
Type	Amount	Percentage
Federal	\$859,215,632	49.2
State	156,483,031	9.0
Institutional	642,514,177	36.8
Other	89,013,106	5.1
Total	\$1,747,225,947	100.0

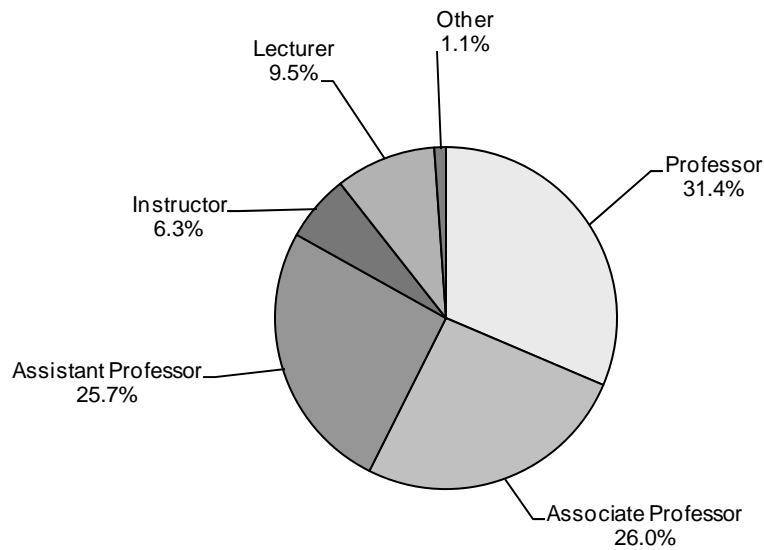
Source: ICUT



College Board, 2009-2010 Average Tuition and Fees, Private Institutions	\$26,273
ICUT Institutions, 2009-2010 Average Tuition and Fees	\$18,579
ICUT 2009-2010 Tuition and Fees Range	\$6,182 – \$35,160

Source: ICUT and the College Board

Overview of ICUT Institutions



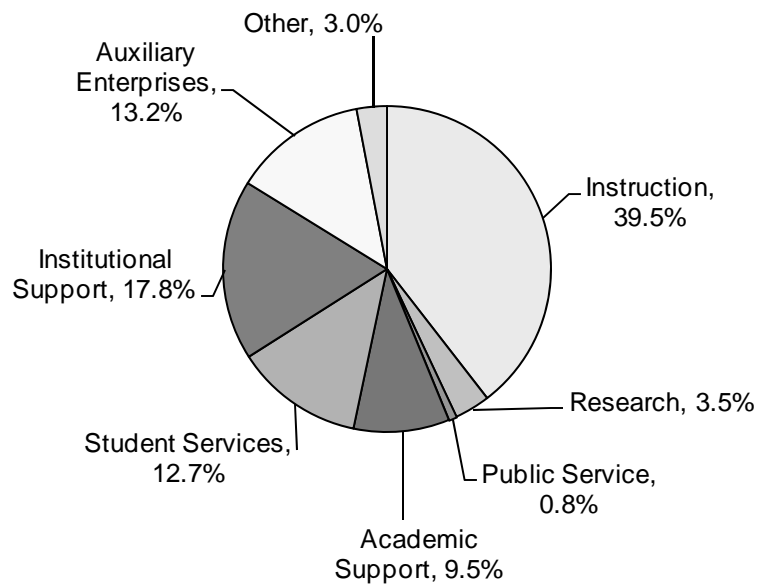
Full- Time Faculty by Classification, 2009-2010		
Classification	Number	Percentage
Professor	1,965	31.4
Associate Professor	1,625	26.0
Assistant Professor	1,610	25.7
Instructor	394	6.3
Lecturer	592	9.5
Other	69	1.1
Total	6,255	100.0

Source: ICUT

Overview of ICUT Institutions

Expenditures, 2008-2009		
Type	Amount	Percentage
Instruction	\$1,148,026,114	39.5
Research	102,795,406	3.5
Public Service	23,293,095	0.8
Academic Support	277,210,006	9.5
Student Services	368,577,220	12.7
Institutional Support	515,770,658	17.8
Auxiliary Enterprises	383,376,933	13.2
Other	86,382,258	3.0
Total	\$2,905,431,690	100.0

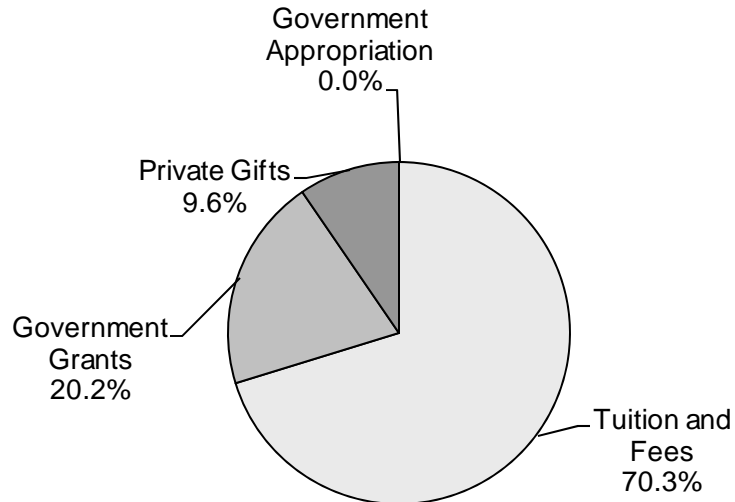
Source: IPEDS Finance, 2009



Overview of ICUT Institutions

Sources of Revenue, 2008-2009		
Type	Amount	Percentage
Tuition and Fees	\$1,513,002,096	216.6
Government Appropriation	0	0.0
Government Grants	434,353,894	62.2
Private Gifts, Grants, Contracts	206,278,488	29.5
Other ¹	-\$1,455,251,589	-208.4
Total	\$698,382,889	100.0

Source: IPEDS Finance, 2009



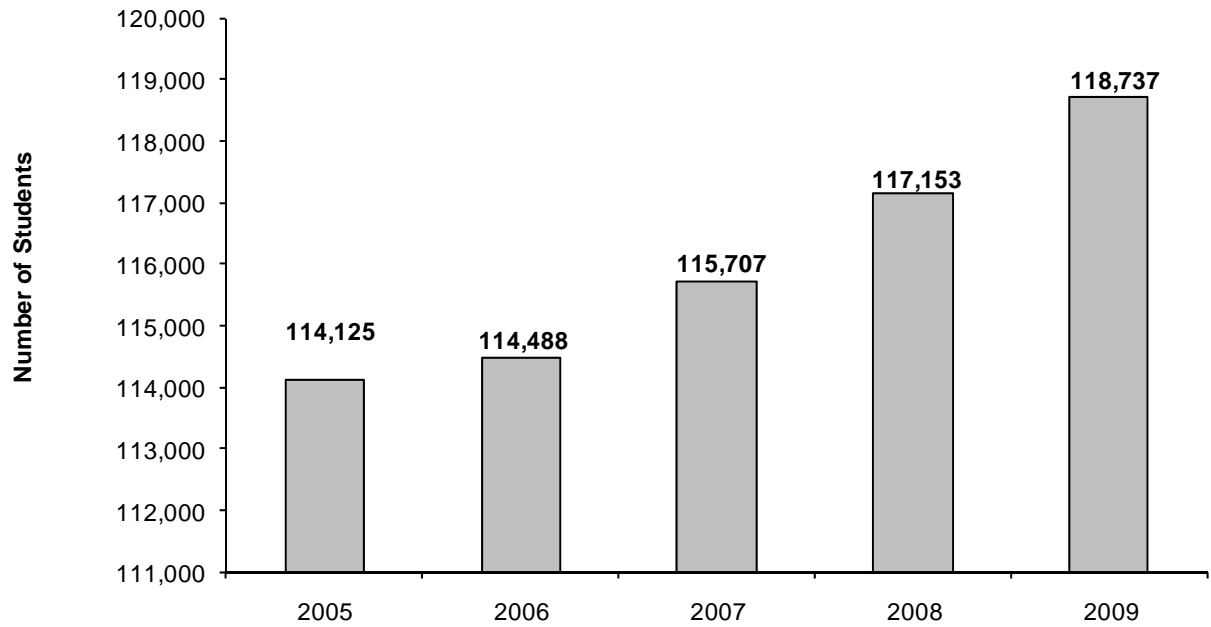
1. Due to large losses in investments, the “other” category was excluded from the graphical representation

Section 2:

Five-year Trends at ICUT Institutions

Five-year Trend: Enrollment

Total Enrollment

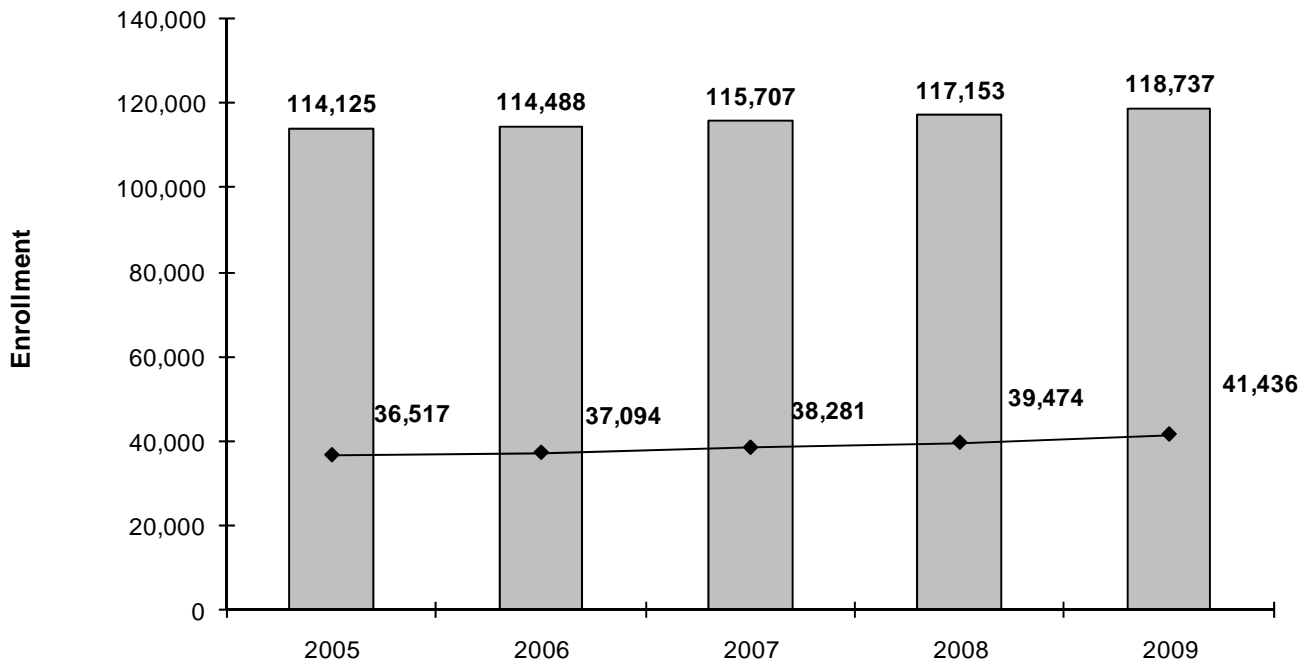


Overall Enrollment		
Year	Number of Students	Percent Change
2005	114,125	
2006	114,488	+0.3
2007	115,707	+1.1
2008	117,153	+1.2
2009	118,737	+1.4

Source: IPEDS Enrollment, 2009

Five-year Trend: Enrollment

Minority Enrollment

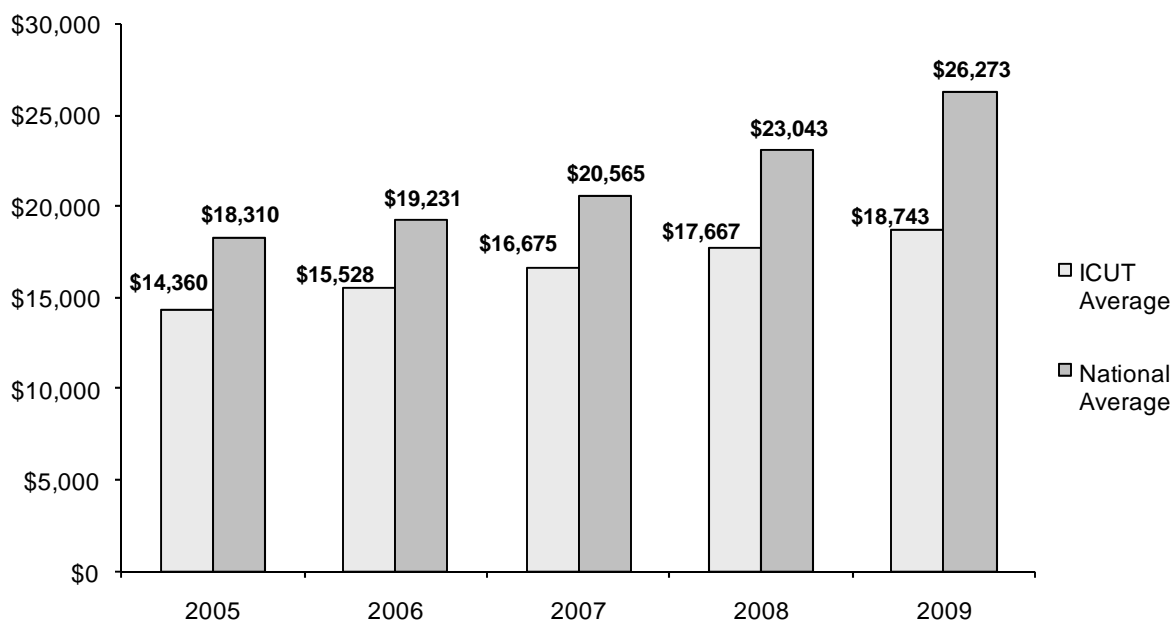


Minority Enrollment				
Year	Total Enrollment	Minority Enrollment	Percent	Percent Change
2005	114,125	36,517	32.0	
2006	114,488	37,094	32.4	+1.3
2007	115,707	38,281	33.1	+2.2
2008	117,153	39,474	33.7	+1.9
2009	118,737	41,436	34.9	+3.6

Source: IPEDS Enrollment, 2009

Five-year Trend: Tuition and Fees

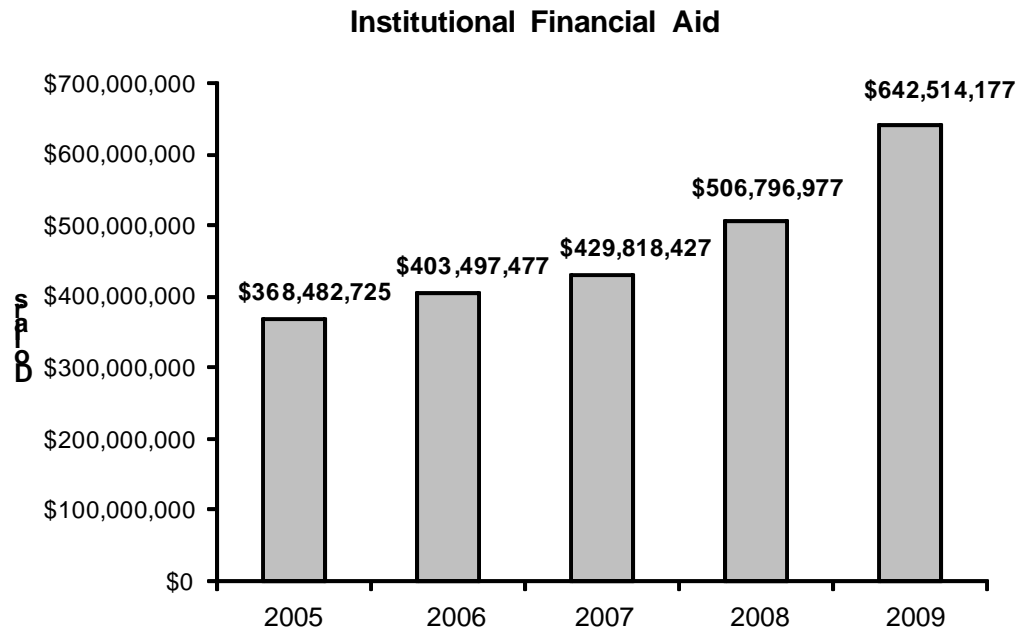
**Tuition and Fees:
ICUT Institutions vs. National Average**



Average Tuition and Fees				
Year	ICUT Institutions	Percent Change	National Average	Percent Change
2005	14,360	+6.2	18,310	+6.0
2006	15,528	+8.1	19,231	+5.0
2007	16,675	+7.4	20,565	+6.9
2008	17,667	+5.9	23,043	+12.0
2009	18,743	+5.2	26,273	+14.0

Source: ICUT and The College Board

Five-year Trend: Institutional Aid

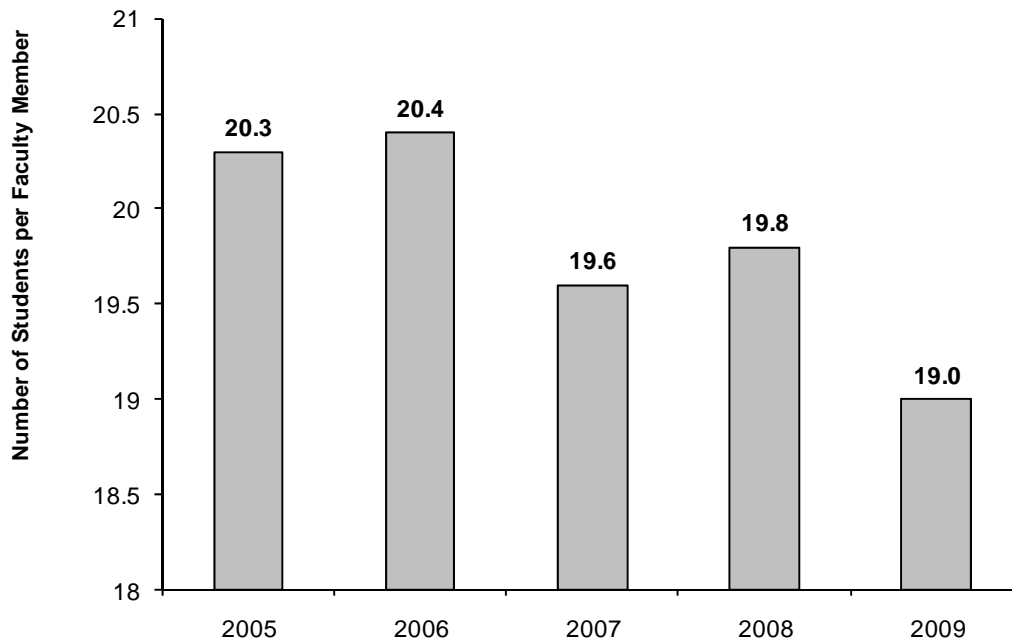


Institutional Financial Aid Awarded		
Year	Amount	Percent Change
2005	\$368,482,725	
2006	403,497,477	+9.5
2007	429,818,427	+6.5
2008	506,796,977	+17.9
2009	642,514,177	+26.8

Source: ICUT and THECB

Five-year Trend: Student-to-faculty Ratio

Student-to-faculty Ratio



Student-to-faculty* Ratio				
Year	Total Enrollment	Total Faculty	Ratio	Percent Change
2005	114,125	5,614	20.3 :1	
2006	114,488	5,606	20.4 :1	0.5
2007	115,707	5,913	19.6 :1	-4.2
2008	117,153	5,920	19.8 :1	+1.2
2009	118,737	6,255	19.0 :1	-4.0

Source: ICUT and IPEDS Enrollment
 *Includes only full-time faculty

Section 3:

Institution-level Data



Part I: Student Data



Summary of Student Data

The total headcount enrollment at ICUT institutions increased from 117,153 in fall 2008 to 118,737 in fall 2009, an increase of 1.4%. The number of first-time, first-year, degree-seeking students increased by 2.0% from fall 2008 to 2009.

As a percentage of the total enrollment at all ICUT institutions in fall 2009, 55.7% of the students were white; 12.1% were African American; 17.7% were Hispanic; 4.5% were Asian/Pacific Islander; 0.6% were American Indian; 4.7% were non-US residents; and 4.8% did not report.

ICUT institutions continue to serve primarily Texas residents, with 80.7% coming from Texas; 14.3% were from other states; and the remainder were from foreign countries or their residency status was not reported.

ICUT institutions remain focused on providing undergraduate education. A total of 82.2% of semester credit hours taken were in undergraduate courses, and 66.2% of the degrees awarded were bachelor's degrees.

The THECB provided data to demonstrate the persistence of first-time undergraduates from 2008 to the fall of 2009. A total of 72.90% remained at the same ICUT institution and a total of 85.39% remained in college in Texas.

Institution-level Data

Enrollment Fall 2009

ICUT INSTITUTION	FULL-TIME	PART-TIME	TOTAL
Abilene Christian U	3,947	866	4,813
Amberton U	690	843	1,533
Austin C	1,354	10	1,364
Baylor U	13,993	621	14,614
C of St. Thomas More	15	55	70
Concordia U Texas	914	1,328	2,242
Dallas Baptist U	2,798	2,602	5,400
East Texas Baptist U	1,082	97	1,179
Hardin-Simmons U	1,946	359	2,305
Houston Baptist U	2,137	573	2,710
Howard Payne U	942	290	1,232
Huston-Tillotson U	808	74	882
Jacksonville C	200	127	327
Jarvis Christian C	614	14	628
LeTourneau U	3,187	199	3,386
Lon Morris C	747	70	817
Lubbock Christian U	1,365	541	1,906
McMurry U	1,216	293	1,509
Our Lady of the Lake U	1,434	1,226	2,660
Paul Quinn C	144	27	171
Rice U	5,451	125	5,576
St. Edward's U	3,612	1,681	5,293
St. Mary's U	3,271	622	3,893
Schreiner U	998	51	1,049
Southern Methodist U	8,121	2,770	10,891
SW Adventist U	676	133	809
SW Assemblies of God U	1,489	529	2,018
SW Christian C	189	12	201
Southwestern U	1,281	20	1,301
Texas Christian U	7,829	1,024	8,853
Texas C	934	30	964
Texas Lutheran U	1,305	82	1,387
Texas Wesleyan U	2,189	1,144	3,333
Trinity U	2,563	130	2,693
U of Dallas	1,724	1,159	2,883
U of the Incarnate Word	4,013	2,743	6,756
U of Mary Hardin-Baylor	2,379	310	2,689
U of St. Thomas	1,572	1,560	3,132
Wayland Baptist U	915	3,116	4,031
Wiley C	1,170	67	1,237
TOTAL	91,214	27,523	118,737

Source: IPEDS Fall Enrollment, 2009

Part I: Student Data

First-time, First-year, Degree-Seeking Fall 2009

ICUT INSTITUTION	FULL-TIME	PART-TIME	TOTAL
Abilene Christian U	982	1	983
Amberton U	0	0	0
Austin C	413	0	413
Baylor U	3,098	0	3,098
C of St Thomas More	4	5	9
Concordia U Texas	225	10	235
Dallas Baptist U	350	1	351
East Texas Baptist U	279	1	280
Hardin-Simmons U	409	0	409
Houston Baptist U	547	7	554
Howard Payne U	202	15	217
Huston-Tillotson U	250	0	250
Jacksonville C	86	6	92
Jarvis Christian C	119	0	119
LeTourneau U	344	2	346
Lon Morris C	553	60	613
Lubbock Christian U	250	2	252
McMurry U	320	0	320
Our Lady of the Lake U	247	5	252
Paul Quinn C	31	5	36
Rice U	894	0	894
St. Edward's U	757	4	761
St. Mary's U	531	0	531
Schreiner U	289	1	290
Southern Methodist U	1,325	4	1,329
SW Adventist U	129	4	133
SW Assemblies of God U	267	65	332
SW Christian C	75	4	79
Southwestern U	375	0	375
Texas Christian U	1,818	5	1,823
Texas C	222	2	224
Texas Lutheran U	345	1	346
Texas Wesleyan U	183	5	188
Trinity U	640	0	640
U of Dallas	320	0	320
U of the Incarnate Word	721	23	744
U of Mary Hardin-Baylor	389	29	418
U of St. Thomas	284	3	287
Wayland Baptist U	215	4	219
Wiley C	306	6	312
TOTAL	18,794	280	19,074

Source: IPEDS Fall Enrollment, 2009

Institution-level Data

Semester Credit Hours 2008-2009

INSTITUTION	UNDERGRADUATE	MASTER	DOCTORAL	PROFESSIONAL	TOTAL
Abilene Christian U	111,885	15,336	171	0	127,392
Amberton U	8,970	17,304	0	0	26,274
Austin C	42,989	893	0	0	43,882
Baylor U	370,727	23,332	13,127	21,066	428,252
C of St. Thomas More	754	0	0	0	754
Concordia U Texas	32,088	18,948	0	0	51,036
Dallas Baptist U	87,185	26,388	2,208	0	115,781
East Texas Baptist U	32,917	0	0	0	32,917
Hardin-Simmons U	52,308	5,721	3,271	1,714	63,014
Houston Baptist U	62,013	5,888	0	0	67,901
Howard Payne U	33,757	219	0	0	33,976
Huston-Tillotson U	19,586	0	0	787	20,373
Jacksonville C	6,756	0	0	0	6,756
Jarvis Christian C	21,277	0	0	0	21,277
LeTourneau U	79,421	4,882	0	0	84,303
Lon Morris C	10,590	0	0	0	10,590
Lubbock Christian U	44,255	5,830	0	0	50,085
McMurry U	39,276	0	0	0	39,276
Our Lady of the Lake U	19,437	5,593	1,172	0	26,202
Paul Quinn C	11,228	68	0	0	11,296
Rice U	95,287	26,975	39,047	0	161,309
St. Edward's U	114,296	14,869	0	0	129,165
St. Mary's U	68,717	9,210	1,546	23,843	103,316
Schreiner U	28,426	465	0	0	28,891
Southern Methodist U	192,025	53,082	4,120	29,027	278,254
SW Adventist U	22,186	673	0	0	22,859
SW Assemblies of God U	38,386	3,872	0	0	42,258
SW Christian C	6,093	0	0	0	6,093
Southwestern U	38,326	0	0	0	38,326
Texas Christian U	220,740	18,464	2,908	0	242,112
Texas C	27,325	0	0	448	27,773
Texas Lutheran U	40,547	0	0	0	40,547
Texas Wesleyan U	40,696	13,252	278	22,530	76,756
Trinity U	71,697	4,565	0	0	76,262
U of Dallas	39,430	23,149	1,247	0	63,826
U of the Incarnate Word	139,796	13,855	1,763	10,275	165,689
U of Mary Hardin-Baylor	64,281	3,237	834	0	68,352
U of St. Thomas	44,393	18,821	252	2,167	65,633
Wayland Baptist U	77,052	16,870	0	0	93,922
Wiley C	11,495	0	0	0	11,495
TOTAL	2,468,613	351,761	71,944	111,857	3,004,175
PERCENTAGE	82.2%	11.7%	2.4%	3.7%	100%

Source: ICUT

Part I: Student Data

Geographic Distribution, Fall 2009

ICUT INSTITUTION	TEXAS	OTHER STATES	FOREIGN	NOT REPORTED	TOTAL
Abilene Christian U	3,752	852	194	15	4,813
Amberton U	1,261	225	47	0	1,533
Austin C	1,209	95	31	0	1,335
Baylor U	11,647	2,490	432	45	14,614
C of St. Thomas More	31	3	1	0	35
Concordia U Texas	2,164	69	1	10	2,244
Dallas Baptist U	4,621	231	548	0	5,400
East Texas Baptist U	1,045	115	19	0	1,179
Hardin-Simmons U	2,182	96	27	0	2,305
Houston Baptist U	2,527	63	115	5	2,710
Howard Payne U	1,215	16	1	0	1,232
Huston-Tillotson U	803	51	28	0	882
Jacksonville C	306	17	4	0	327
Jarvis Christian C	529	97	2	0	628
LeTourneau U	2,613	716	57	0	3,386
Lon Morris C	757	32	20	21	830
Lubbock Christian U	1,734	150	22	0	1,906
McMurry U	1,441	59	9	0	1,509
Our Lady of the Lake U	2,592	45	23	0	2,660
Paul Quinn C	129	33	9	0	171
Rice U	2,856	1,656	1,064	0	5,576
St. Edward's U	4,879	273	132	9	5,293
St. Mary's U	3,654	112	123	4	3,893
Schreiner U	1,016	29	4	0	1,049
Southern Methodist U	6,503	3,342	923	123	10,891
SW Adventist University	515	210	88	2	815
SW Assemblies of God U	1204	785	25	0	2,014
SW Christian C*	126	62	13	0	201
Southwestern U	1,197	94	3	7	1,301
Texas Christian U	6,612	1,695	492	54	8,853
Texas C	801	161	2	0	964
Texas Lutheran U	1,321	45	21	0	1,387
Texas Wesleyan U	3,023	242	46	22	3,333
Trinity U	1,674	683	206	0	2,563
U of Dallas	1,810	833	226	14	2,883
U of the Incarnate Word	6,197	327	226	6	6,756
U of Mary Hardin-Baylor	2,659	53	56	0	2,768
U of St. Thomas	2,758	157	217	0	3,132
Wayland Baptist U	3,729	259	29	6	4,023
Wiley C	657	542	38	0	1,237
TOTAL (1)	95,749	17,015	5,524	343	118,631
PERCENTAGE	80.7%	14.3%	4.7%	0.3%	100.0%

(1) These totals may include study abroad students and auditors, and may therefore differ from the IPED's numbers reported for Enrollment and Ethnicity on pages 22 and 26 respectively.

Source: ICUT

Institution-level Data: Ethnicity Fall 2009

ICUT INSTITUTION	AFRICAN AMERICAN	HISPANIC	AMERICAN INDIAN	ASIAN/PACIFIC	WHITE	NON-US RESIDENT	NOT REPORTED	TOTAL
Abilene Christian U	371	351	36	58	3,515	191	291	4,813
Amberton U	494	108	8	45	788	0	90	1,533
Austin C	39	131	17	203	900	25	49	1,364
Baylor U	1,064	1,546	108	925	10,222	433	316	14,614
C of St. Thomas More	1	9	0	0	60	0	0	70
Concordia U Texas	387	412	11	40	1,159	1	232	2,242
Dallas Baptist U	1,090	459	34	112	3,157	548	0	5,400
East Texas Baptist U	181	98	21	11	849	19	0	1,179
Hardin-Simmons U	116	221	22	22	1,752	27	145	2,305
Houston Baptist U	543	614	10	334	924	115	170	2,710
Howard Payne U	78	206	9	6	798	11	124	1,232
Huston-Tillotson U	668	116	1	2	55	28	12	882
Jacksonville C	70	54	1	4	194	4	0	327
Jarvis Christian C	587	19	1	0	18	3	0	628
LeTourneau U	746	246	14	32	2,199	57	92	3,386
Lon Morris C	352	98	5	3	307	33	19	817
Lubbock Christian U	115	287	9	17	1,456	22	0	1,906
McMurry U	229	227	18	19	914	10	92	1,509
Our Lady of the Lake U	218	1,689	7	35	489	40	182	2,660
Paul Quinn C	159	1	1	0	1	9	0	171
Rice U	318	539	18	867	2,424	1,064	346	5,576
St. Edward's U	281	1,504	47	147	2,925	128	261	5,293
St. Mary's U	172	2,065	18	133	1,204	123	178	3,893
Schreiner U	42	229	16	0	758	4	0	1,049
Southern Methodist U	637	890	61	706	7,507	923	167	10,891
SW Adventist U	77	202	4	34	234	144	114	809
SW Assemblies of God U	174	319	21	35	1,429	26	14	2,018
SW Christian C	182	3	0	0	3	13	0	201
Southwestern U	40	199	9	55	980	3	15	1,301
Texas Christian U	457	789	53	267	6,381	492	414	8,853
Texas C	806	117	0	0	28	13	0	964
Texas Lutheran U	136	322	5	13	848	19	44	1,387
Texas Wesleyan U	436	487	37	117	1,604	46	606	3,333
Trinity U	102	295	25	198	1,670	176	227	2,693
U of Dallas	197	342	20	214	1,703	226	181	2,883
U of the Incarnate Word	486	3,605	22	260	1,613	279	491	6,756
U of Mary Hardin-Baylor	340	376	10	56	1,842	24	41	2,689
U of St. Thomas	269	849	17	290	1,106	217	384	3,132
Wayland Baptist U	610	896	30	51	2,049	29	366	4,031
Wiley C	1,144	44	1	0	23	25	0	1,237
TOTAL	14,414	20,964	747	5,311	66,088	5,550	5,663	118,737
PERCENTAGE	12.1%	17.7%	0.6%	4.5%	55.7%	4.7%	4.8%	100.0%

Part I: Student Data

ICUT INSTITUTION	AFRICAN AMERICAN	HISPANIC	AMERICAN INDIAN	ASIAN/PACIFIC	WHITE	NON-US RESIDENT	NOT REPORTED
Abilene Christian U	7.7%	7.3%	0.7%	1.2%	73.0%	4.0%	6.0%
Amberton U	32.2%	7.0%	0.5%	2.9%	51.4%	0.0%	5.9%
Austin C	2.9%	9.6%	1.2%	14.9%	66.0%	1.8%	3.6%
Baylor U	7.3%	10.6%	0.7%	6.3%	69.9%	3.0%	2.2%
C of St. Thomas More	1.4%	12.9%	0.0%	0.0%	85.7%	0.0%	0.0%
Concordia U Texas	17.3%	18.4%	0.5%	1.8%	51.7%	0.0%	10.3%
Dallas Baptist U	20.2%	8.5%	0.6%	2.1%	58.5%	10.1%	0.0%
East Texas Baptist U	15.4%	8.3%	1.8%	0.9%	72.0%	1.6%	0.0%
Hardin-Simmons U	5.0%	9.6%	1.0%	1.0%	76.0%	1.2%	6.3%
Houston Baptist U	20.0%	22.7%	0.4%	12.3%	34.1%	4.2%	6.3%
Howard Payne U	6.3%	16.7%	0.7%	0.5%	64.8%	0.9%	10.1%
Huston-Tillotson U	75.7%	13.2%	0.1%	0.2%	6.2%	3.2%	1.4%
Jacksonville C	21.4%	16.5%	0.3%	1.2%	59.3%	1.2%	0.0%
Jarvis Christian C	93.5%	3.0%	0.2%	0.0%	2.9%	0.5%	0.0%
LeTourneau U	22.0%	7.3%	0.4%	0.9%	64.9%	1.7%	2.7%
Lon Morris C	43.1%	12.0%	0.6%	0.4%	37.6%	4.0%	2.3%
Lubbock Christian U	6.0%	15.1%	0.5%	0.9%	76.4%	1.2%	0.0%
McMurry U	15.2%	15.0%	1.2%	1.3%	60.6%	0.7%	6.1%
Our Lady of the Lake U	8.2%	63.5%	0.3%	1.3%	18.4%	1.5%	6.8%
Paul Quinn C	93.0%	0.6%	0.6%	0.0%	0.6%	5.3%	0.0%
Rice U	5.7%	9.7%	0.3%	15.5%	43.5%	19.1%	6.2%
St. Edward's U	5.3%	28.4%	0.9%	2.8%	55.3%	2.4%	4.9%
St. Mary's U	4.4%	53.0%	0.5%	3.4%	30.9%	3.2%	4.6%
Schreiner U	4.0%	21.8%	1.5%	0.0%	72.3%	0.4%	0.0%
Southern Methodist U	5.8%	8.2%	0.6%	6.5%	68.9%	8.5%	1.5%
SW Adventist U	9.5%	25.0%	0.5%	4.2%	28.9%	17.8%	14.1%
SW Assemblies of God U	8.6%	15.8%	1.0%	1.7%	70.8%	1.3%	0.7%
SW Christian C	90.5%	1.5%	0.0%	0.0%	1.5%	6.5%	0.0%
Southwestern U	3.1%	15.3%	0.7%	4.2%	75.3%	0.2%	1.2%
Texas Christian U	5.2%	8.9%	0.6%	3.0%	72.1%	5.6%	4.7%
Texas C	83.6%	12.1%	0.0%	0.0%	2.9%	1.3%	0.0%
Texas Lutheran U	9.8%	23.2%	0.4%	0.9%	61.1%	1.4%	3.2%
Texas Wesleyan U	13.1%	14.6%	1.1%	3.5%	48.1%	1.4%	18.2%
Trinity U	3.8%	11.0%	0.9%	7.4%	62.0%	6.5%	8.4%
U of Dallas	6.8%	11.9%	0.7%	7.4%	59.1%	7.8%	6.3%
U of the Incarnate Word	7.2%	53.4%	0.3%	3.8%	23.9%	4.1%	7.3%
U of Mary Hardin-Baylor	12.6%	14.0%	0.4%	2.1%	68.5%	0.9%	1.5%
U of St. Thomas	8.6%	27.1%	0.5%	9.3%	35.3%	6.9%	12.3%
Wayland Baptist U	15.1%	22.2%	0.7%	1.3%	50.8%	0.7%	9.1%
Wiley C	92.5%	3.6%	0.1%	0.0%	1.9%	2.0%	0.0%

Source: IPEDS Fall Enrollment 2009

Institution-level Data

Degrees Awarded 2008-2009

ICUT INSTITUTION	ASSOC	BACH	MAST	DOCT	PROF	TOTAL
Abilene Christian U	1	828	235	5	0	1,069
Amberton U	0	49	228	0	0	277
Austin C	0	306	23	0	0	329
Baylor U	0	2,626	533	139	214	3,512
C of St. Thomas More	1	8	0	0	0	9
Concordia U Texas	10	215	327	0	0	552
Dallas Baptist U	0	806	473	0	0	1,279
East Texas Baptist U	0	216	0	0	0	216
Hardin-Simmons U	0	347	122	49	0	518
Houston Baptist U	6	295	108	0	0	409
Howard Payne U	4	242	4	0	0	250
Huston-Tillotson U	0	94	0	0	0	94
Jacksonville C	37	0	0	0	0	37
Jarvis Christian C	0	66	0	0	0	66
LeTourneau U	5	720	142	0	0	867
Lon Morris C	54	0	0	0	0	54
Lubbock Christian U	1	384	98	0	0	483
McMurry U	0	257	0	0	0	257
Our Lady of the Lake U	0	282	337	26	0	645
Paul Quinn C	0	80	0	0	0	80
Rice U	0	822	570	168	0	1,560
St. Edward's U	0	978	326	0	0	1,304
St. Mary's U	0	416	266	6	206	894
Schreiner U	2	121	17	0	0	140
Southern Methodist U	0	1,628	1,250	53	370	3,301
SW Adventist U	28	113	9	0	0	150
SW Assemblies of God U	57	222	58	0	0	337
SW Christian C	34	4	0	0	0	38
Southwestern U	0	267	0	0	0	267
Texas Christian U	0	1,677	441	63	0	2,181
Texas C	3	93	0	0	0	96
Texas Lutheran U	0	246	0	0	0	246
Texas Wesleyan U	0	299	233	0	204	736
Trinity U	0	558	109	0	0	667
U of Dallas	0	255	482	5	0	742
U of the Incarnate Word	7	893	285	15	0	1,200
U of Mary Hardin-Baylor	0	486	63	0	0	549
U of St. Thomas	0	305	428	2	0	735
Wayland Baptist U	123	815	236	0	0	1,174
Wiley C	0	170	0	0	0	170
TOTAL	373	18,189	7,403	531	994	27,490
PERCENTAGE	1.4%	66.2%	26.9%	1.9%	3.6%	100.0%

Source: IPEDS Completions, 2008-2009

Persistence of 2008 First-time Entering Undergraduates to Fall 2009 at ICUT Institutions (19,543 students)

ENROLLMENT	NUMBER	PERCENT	CUMULATIVE NUMBER OF STUDENTS	CUMULATIVE PERCENT
Same ICUT Institution	14,247	72.90	14,247	72.90
Other ICUT Institution	260	1.33	14,507	74.23
Public 2 or 4 Year Institution	2,180	11.15	16,687	85.39
Not Found in Texas Institution	2,856	14.61	19,543	100.00

Institution-level Data

Graduation Rates for Students at ICUT Institutions

Fall 2002 Cohort	GRADUATING BY	PERCENT OF COHORT	PERCENTAGE PERSISTING
4 Year Graduation Rate	Summer 2006	39.00%	30.90%
5 Year Graduation Rate	Summer 2007	58.15%	12.26%
6 Year Graduation Rate	Summer 2008	63.47%	6.96%

Fall 2003 Cohort	GRADUATING BY	PERCENT OF COHORT	PERCENTAGE PERSISTING
4 Year Graduation Rate	Summer 2007	39.61%	30.54%
5 Year Graduation Rate	Summer 2008	58.18%	12.37%
6 Year Graduation Rate	Summer 2009	63.63%	7.19%

Fall 2004 Cohort	GRADUATING BY	PERCENT OF COHORT	PERCENTAGE PERSISTING
4 Year Graduation Rate	Summer 2008	40.72%	29.48%
5 Year Graduation Rate	Summer 2009	58.54%	11.82%
6 Year Graduation Rate	Summer 2010	N/A	N/A

Fall 2005 Cohort	GRADUATING BY	PERCENT OF COHORT	PERCENTAGE PERSISTING
4 Year Graduation Rate	Summer 2009	41.11%	29.44%
5 Year Graduation Rate	Summer 2010	N/A	N/A
6 Year Graduation Rate	Summer 2011	N/A	N/A

N/A = Not Available at time of publication

Source: THECB

Part II:
Student Financial
Aid Data



Summary of Student Financial Aid Data

The average cost of attending an ICUT institution, shown in the Student Costs table, grew 4.8% between 2008-09 and 2009-10.

Student financial aid from all sources increased 24.8% in 2008-09 over 2007-08. There was a increase of 21.1% in federal aid; a 10.4% increase in state aid; a 26.8% increase in institutional aid; and a increase of 115.8% in other aid. As a percentage of the total, aid provided by the federal government decreased from 2007-2008 (50.7%) to 2008-2009 (49.2%).

The number of students who received Tuition Equalization Grants at ICUT institutions decreased from 30,170 in 2007-08 to 29,522 in 2008-09, 2.2%. The average grant amount increased from \$3,314 to \$3,466, 4.6%.

The number of TEXAS Grant recipients decreased by 65.5%. The total grant amount decreased from \$2,876,070 in 2007-08 to \$939,390 in 2008-09, 67.3%. The average grant decreased from \$3,015 to \$2,855, 5.3%. The decrease in funds is due to the phasing out of the TEXAS Grant program at independent institutions.

The total grant amount for Texas College Work-Study awards decreased 6.1% from \$1,085,601 in 2007-08 to \$1,019,435 in 2008-09. The number of recipients increased 6.7%, from 944 in 2007-08 to 1,007 in 2008-09. The average award decreased 12.0% from \$1,150 in 2007-08 to \$1,012 in 2008-09.

The THECB provided data to demonstrate the persistence of TEG recipients from 2008 to the fall of 2009. A total of 69.51% remained at the same ICUT institution and a total of 85.98% remained in college in Texas.

Institution-level Data

Student Costs 2009-2010 Academic Year

ICUT INSTITUTION	TUITION & FEES	ROOM & BOARD	TOTAL
Abilene Christian U	\$20,290	\$7,510	\$27,800
Amberton U (1)	6,750		6,750
Austin C	27,850	9,090	36,940
Baylor U	27,910	8,569	36,479
C of St. Thomas More	6,550	3,690	10,240
Concordia U Texas	21,700	8,160	29,860
Dallas Baptist U	17,490	5,636	23,126
East Texas Baptist U	17,180	5,164	22,344
Hardin-Simmons U	19,790	5,788	25,578
Houston Baptist U	20,830	6,975	27,805
Howard Payne U	18,650	5,208	23,858
Huston-Tillotson U	11,434	6,744	18,178
Jacksonville C	6,926	3,162	10,088
Jarvis Christian C	8,528	6,715	15,243
LeTourneau U	20,400	7,960	28,360
Lon Morris C	13,752	6,130	19,882
Lubbock Christian U	15,280	6,182	21,462
McMurry U	19,205	6,757	25,962
Our Lady of the Lake U	20,824	6,538	27,362
Paul Quinn C	11,130	5,700	16,830
Rice U	32,058	11,230	43,288
St. Edward's U	24,440	8,196	32,636
St. Mary's U	21,876	7,090	28,966
Schreiner U	18,132	8,376	26,508
Southern Methodist U	35,160	12,360	47,520
SW Adventist U	15,836	7,158	22,994
SW Assemblies of God U	13,780	5,612	19,392
SW Christian C	6,182	4,338	10,520
Southwestern U	30,220	9,310	39,530
Texas Christian U	28,298	9,810	38,108
Texas C	9,490	6,600	16,090
Texas Lutheran U	21,910	7,100	29,010
Texas Wesleyan U	17,760	6,656	24,416
Trinity U	29,317	9,144	38,461
U of Dallas	26,294	8,220	34,514
U of the Incarnate Word	21,290	8,780	30,070
U of Mary Hardin-Baylor	20,650	5,350	26,000
U of St. Thomas	21,830	7,700	29,530
Wayland Baptist U	12,740	4,670	17,410
Wiley C	9,970	5,620	15,590
TOTAL AVERAGE	\$18,743	\$7,051	\$25,618

(1) Amberton University is not included in the Total Average for Room and Board, as they do not have on-campus housing and students do not pay room and board.

Source: ICUT Data Collection

Part II: Student Financial Aid Data

Sources of Student Aid 2008-2009

ICUT INSTITUTION	FEDERAL	STATE	INSTITUTIONAL	OTHER	TOTAL
Abilene Christian U	\$33,800,555	\$8,902,605	\$23,686,676	\$4,653,016	\$71,042,852
Amberton U (1)					
Austin C	9,430,291	2,570,223	16,512,234	596,646	29,109,394
Baylor U	91,918,690	18,553,174	79,554,293	5,132,893	195,159,050
C of St. Thomas More	73,494	128,095	114,106	207,820	523,515
Concordia U Texas	18,342,182	2,298,172	4,798,172	818,841	26,257,367
Dallas Baptist U	33,065,368	3,376,550	14,858,701	5,189,636	56,490,255
East Texas Baptist U	7,022,315	2,302,531	7,153,718	905,737	10,361,986
Hardin-Simmons U	19,209,893	3,290,569	9,806,539	866,911	33,173,912
Houston Baptist U	18,077,049	3,156,073	11,963,080	0	33,196,202
Howard Payne U	8,299,311	2,276,919	5,622,740	593,828	16,792,798
Huston-Tillotson U	6,984,911	1,482,497	3,888,488	0	12,355,896
Jacksonville C	502,777	323,219	547,139	43,930	1,417,065
Jarvis Christian C	5,962,303	5,052,619	9,192,034	8,961,366	29,168,322
LeTourneau U	19,405,792	955,133	8,106,343	492,086	28,959,354
Lon Morris C	1,637,710	609,062	2,283,591	183,490	4,713,853
Lubbock Christian U	14,988,823	2,040,079	5,007,292	590,902	22,627,096
McMurry U	11,896,178	4,415,410	8,376,373	1,170,706	25,858,667
Our Lady of the Lake U	26,250,829	2,947,779	9,238,725	2,000,591	40,437,924
Paul Quinn C	2,722,363	857,657	44,742	135,704	3,760,466
Rice U	7,088,031	1,808,936	40,943,781	3,251,318	53,092,066
St. Edward's U	35,230,195	7,346,336	40,616,181	886,401	84,079,113
St. Mary's U	18,761,221	16,380,137	9,065,742	143,500	44,350,600
Schreiner U	7,668,849	1,894,099	5,838,899	1,546,701	16,948,548
Southern Methodist U	156,291,227	8,132,275	116,706,703	9,995,976	291,126,181
SW Adventist U	5,968,235	745,603	106,815	672,160	7,492,813
SW Assemblies of God U	14,497,039	1,788,380	3,943,489	2,051,954	22,280,862
SW Christian C	1,083,030	99,901	0	72,866	1,255,797
Southwestern U	9,735,029	2,453,955	13,562,726	1,283,618	27,035,328
Texas Christian U	56,363,327	11,678,268	72,054,951	19,130,877	159,227,423
Texas C	7,063,792	5,689,198	11,482,260	9,592,581	33,827,831
Texas Lutheran U	10,973,688	2,784,271	10,824,115	794,233	25,376,307
Texas Wesleyan U	42,328,349	4,732,867	8,160,563	745,754	55,967,533
Trinity U	12,871,807	3,381,871	25,941,523	1,051,436	43,246,637
U of Dallas	13,100,470	1,397,489	18,222,897	726,146	33,447,002
U of the Incarnate Word	55,865,867	7,176,704	20,156,062	924,591	84,123,224
U of Mary Hardin-Baylor	21,225,460	8,000,973	10,055,631	1,569,777	40,851,841
U of St. Thomas	14,178,755	2,414,086	7,663,425	650,601	24,906,867
Wayland Baptist U	29,328,938	1,409,657	4,479,993	633,971	35,852,559
Wiley C	10,001,489	1,629,659	1,933,435	744,542	14,309,125
TOTAL	\$859,215,632	\$156,483,031	\$642,514,177	\$89,013,106	\$1,747,225,947

(1) Amberton University does not participate in state, federal or institutional student aid programs.

Source: ICUT and THECB

Institution-level Data

Tuition Equalization Grant Statistics 2008-2009*

ICUT INSTITUTION	NUMBER OF RECIPIENTS	AWARDED
Abilene Christian U	1,342	\$4,372,299
Amberton U (1)		
Austin C	468	1,720,832
Baylor U	3,717	12,980,885
C of St. Thomas More	14	53,298
Concordia U Texas	632	2,180,171
Dallas Baptist U	1,031	3,007,385
East Texas Baptist U	530	1,929,292
Hardin-Simmons U	910	2,957,812
Houston Baptist U	953	3,067,809
Howard Payne U	456	1,571,775
Huston-Tillotson U	378	1,309,494
Jacksonville C	124	321,525
Jarvis Christian C	347	1,186,422
LeTourneau U	301	1,008,104
Lon Morris C	174	600,748
Lubbock Christian U	682	1,955,676
McMurry U	877	3,178,688
Our Lady of the Lake U	713	2,675,438
Paul Quinn C	217	847,716
Rice U	695	2,448,433
St. Edward's U	1,264	4,750,452
St. Mary's U	1,603	6,071,222
Schreiner U	477	1,702,768
Southern Methodist U	1,483	5,197,049
SW Adventist U	236	716,968
SW Assemblies of God U	514	1,702,172
SW Christian C	33	98,231
Southwestern U	426	1,517,457
Texas Christian U	1,518	5,407,015
Texas College	392	1,429,350
Texas Lutheran U	648	2,233,446
Texas Wesleyan U	1,119	3,716,345
Trinity U	425	1,445,351
U of Dallas	306	1,062,662
U of the Incarnate Word	1,545	5,632,624
U of Mary Hardin-Baylor	1,351	5,138,779
U of St. Thomas	585	2,108,908
Wayland Baptist U	578	1,406,987
Wiley C	458	1,632,047
TOTAL	29,522	\$102,343,635

(1) Amberton University does not participate in state student aid programs.

Source: Texas Higher Education Coordinating Board, FY 2009

*TEG Funds were used to cover TEXAS Grant obligations as the program is phased out.

Part II: Student Financial Aid Data

TEXAS Grant Statistics 2008-2009*

INSTITUTION	NUMBER OF RECIPIENTS	TEXAS GRANT FUNDS AWARDED
Abilene Christian U	37	\$104,660
Amberton U (1)		
Austin C	0	0
Baylor U	56	166,554
C of St. Thomas More	0	0
Concordia U Texas	0	0
Dallas Baptist U	6	16,650
East Texas Baptist U	13	36,491
Hardin-Simmons U	0	0
Houston Baptist U	10	29,923
Howard Payne U	21	48,220
Huston-Tillotson U	2	4,997
Jacksonville C	0	0
Jarvis Christian C	0	0
LeTourneau U	0	0
Lon Morris C	0	0
Lubbock Christian U	10	21,655
McMurry U	14	43,304
Our Lady of the Lake U	16	46,620
Paul Quinn C	0	0
Rice U	0	0
St. Edward's U	27	73,281
St. Mary's U	1	3,330
Schreiner U	0	0
Southern Methodist U	16	49,835
SW Adventist U	1	3,330
SW Assemblies of God U	5	13,325
SW Christian C	0	0
Southwestern U	2	3,331
Texas Christian U	17	54,390
Texas C	2	4,997
Texas Lutheran U	14	39,632
Texas Wesleyan U	4	11,659
Trinity U	15	49,965
U of Dallas	2	6,662
U of the Incarnate Word	18	48,285
U of Mary Hardin-Baylor	19	54,964
U of St. Thomas	0	0
Wayland Baptist U	1	3,330
Wiley C	0	0
TOTAL	329	\$939,390

(1) Amberton University does not participate in state student aid programs.

Source: Texas Higher Education Coordinating Board, FY 2009

*TEG Funds were used to cover TEXAS Grant obligations as the program is phased out.

Institution-level Data

Texas College Work Study 2008-2009

INSTITUTION	NUMBER OF RECIPIENTS	WORK STUDY FUNDS AWARDED
Abilene Christian U	35	\$47,541
Amberton U (1)		
Austin C	15	18,453
Baylor U	77	122,989
C of St. Thomas More	1	237
Concordia U Texas	4	12,655
Dallas Baptist U	63	39,510
East Texas Baptist U	11	10,247
Hardin-Simmons U	47	32,668
Houston Baptist U	81	17,677
Howard Payne U	9	12,393
Huston-Tillotson U	8	5,572
Jacksonville C	6	1,694
Jarvis Christian C	3	5,426
LeTourneau U	34	39,188
Lon Morris C	3	3,982
Lubbock Christian U	99	23,250
McMurry U	21	39,277
Our Lady of the Lake U	24	25,188
Paul Quinn C	23	9,941
Rice U	8	14,850
St. Edward's U	18	31,224
St. Mary's U	25	36,880
Schreiner U	10	7,549
Southern Methodist U	33	58,043
SW Adventist U	9	10,093
SW Assemblies of God U	17	17,363
SW Christian C	2	1,670
Southwestern U	9	15,272
Texas Christian U	112	67,412
Texas C	6	8,548
Texas Lutheran U	11	14,510
Texas Wesleyan U	13	19,391
Trinity U	31	31,116
U of Dallas	15	15,475
U of the Incarnate Word	19	38,217
U of Mary Hardin-Baylor	86	124,464
U of St. Thomas	4	15,958
Wayland Baptist U	0	0
Wiley C	15	23,512
TOTAL	1,007	\$1,019,435

(1) Amberton University does not participate in state student aid programs.

Source: Texas Higher Education Coordinating Board, FY 2009

Part II: Student Financial Aid Data

Persistence of 2008 First-time Entering Undergraduates TEG Recipients to Fall 2009 at ICUT Institutions (7,077 students)

<u>ENROLLMENT</u>	<u>NUMBER</u>	<u>PERCENT</u>	<u>CUMULATIVE NUMBER OF STUDENTS</u>	<u>CUMULATIVE PERCENT</u>
Same ICUT Institution	4,919	69.51		69.51
Other ICUT Institution	116	1.64	5,035	71.15
Public 2 or 4 Year Institution	1,050	14.84	6,085	85.98
Not Found in Texas Institution	992	14.02	7,077	100.00

Institution-level Data

Graduation Rates for TEG Recipients at ICUT Institutions

Fall 2002 Cohort	GRADUATING BY	PERCENT OF COHORT	PERCENTAGE PERSISTING
4 Year Graduation Rate	Summer 2006	32.34%	38.26%
5 Year Graduation Rate	Summer 2007	50.73%	17.31%
6 Year Graduation Rate	Summer 2008	57.63%	9.55%

Fall 2003 Cohort	GRADUATING BY	PERCENT OF COHORT	PERCENTAGE PERSISTING
4 Year Graduation Rate	Summer 2007	34.51%	36.45%
5 Year Graduation Rate	Summer 2008	54.19%	15.67%
6 Year Graduation Rate	Summer 2009	60.48%	9.70%

Fall 2004 Cohort	GRADUATING BY	PERCENT OF COHORT	PERCENTAGE PERSISTING
4 Year Graduation Rate	Summer 2008	34.17%	35.22%
5 Year Graduation Rate	Summer 2009	52.38%	15.68%
6 Year Graduation Rate	Summer 2010	N/A	N/A

Fall 2005 Cohort	GRADUATING BY	PERCENT OF COHORT	PERCENTAGE PERSISTING
4 Year Graduation Rate	Summer 2009	34.95%	34.39%
5 Year Graduation Rate	Summer 2010	N/A	N/A
6 Year Graduation Rate	Summer 2011	N/A	N/A

N/A = Not Available at time of publication

Source: THECB

Part III: Faculty Data



Summary of Faculty Data

The number of full-time faculty at ICUT institutions increased from 5,920 in 2008-09 to 6,255 in 2009-10, 5.6%.

The number of tenured faculty at ICUT institutions increased by 3.8% from 2008-09 to 2009-10. Tenured faculty at the rank of professor increased by 2.3%; tenured associate professors increased by 3.5%; and tenured assistant professors increased by 25.7%.

Institution-level Data

Full-time Faculty 2009-2010

ICUT INSTITUTION	PROF	ASSOC	ASST	INST	LECT	OTHER	TOTAL
Abilene Christian U	60	73	65	38	0	0	236
Amberton U	16	0	0	0	0	0	16
Austin C	33	41	20	1	0	0	95
Baylor U	267	216	140	1	279	0	903
C of St. Thomas More	3	0	2	0	0	0	5
Concordia U Texas	15	10	25	5	0	0	55
Dallas Baptist U	42	19	54	0	0	0	115
East Texas Baptist U	33	9	19	3	0	0	64
Hardin-Simmons U	60	50	36	16	0	0	162
Houston Baptist U	45	39	38	6	0	0	128
Howard Payne U	24	22	27	4	0	0	77
Huston-Tillotson U	13	10	14	3	0	0	40
Jacksonville C	0	0	0	12	0	0	12
Jarvis Christian C	11	5	14	9	0	0	39
LeTourneau U	31	19	26	2	0	7	85
Lon Morris C	0	11	13	5	9	4	42
Lubbock Christian U	22	28	29	3	3	0	85
McMurry U	22	16	26	13	0	0	77
Our Lady of the Lake U	34	28	41	7	7	7	124
Paul Quinn C	1	7	4	2	0	0	14
Rice U	286	115	135	19	74	28	657
St. Edward's U	47	63	83	8	0	3	204
St. Mary's U	84	44	53	6	10	0	197
Schreiner U	12	16	15	11	0	0	54
Southern Methodist U	217	165	135	2	167	6	692
SW Adventist U	25	13	14	2	0	0	54
SW Assemblies of God U	14	14	17	17	1	0	63
SW Christian C	0	9	0	2	0	0	11
Southwestern U	35	49	31	0	0	7	122
Texas Christian U	140	155	130	72	26	0	523
Texas C	2	6	9	17	0	0	34
Texas Lutheran U	16	25	20	3	4	0	68
Texas Wesleyan U	71	36	40	18	0	0	165
Trinity U	86	74	70	8	0	0	238
U of Dallas	38	41	46	8	4	6	143
U of the Incarnate Word	45	56	70	48	0	0	219
U of Mary Hardin-Baylor	35	37	51	10	0	0	133
U of St. Thomas	44	44	35	2	0	0	125
Wayland Baptist U	30	47	38	0	7	1	123
Wiley C	6	13	25	11	1	0	56
TOTAL	1,965	1,625	1,610	394	592	69	6,255

Source: ICUT

Part III: Faculty Data

Tenured Faculty 2009-2010

	PROF	ASSOC	ASST	INST	LECT	OTHER	TOTAL
Abilene Christian U	58	61	7	0	0	0	126
Amberton U	0	0	0	0	0	0	0
Austin C	33	39	0	0	0	0	72
Baylor U	233	184	3	1	0	0	421
C of St. Thomas More	0	0	0	0	0	0	0
Concordia U Texas	2	0	0	0	0	0	2
Dallas Baptist U	2	0	0	0	0	0	2
East Texas Baptist U	2	0	0	0	0	0	2
Hardin-Simmons U	58	43	4	0	0	0	105
Houston Baptist U	0	0	0	0	0	0	0
Howard Payne U	6	0	0	0	0	0	6
Huston-Tillotson U	5	0	0	0	0	0	5
Jacksonville C	0	0	0	0	0	0	0
Jarvis Christian C	5	0	0	0	0	0	5
LeTourneau U	21	15	13	0	0	0	49
Lon Morris C	0	0	0	0	0	0	0
Lubbock Christian U	19	21	3	0	0	0	43
McMurry U	21	15	1	0	0	0	37
Our Lady of the Lake U	18	6	0	0	0	0	24
Paul Quinn C	0	0	0	0	0	0	0
Rice U	267	112	0	0	0	0	379
St. Edward's U	41	13	0	0	0	0	54
St. Mary's U	77	38	9	0	0	0	124
Schreiner U	12	11	1	0	0	0	24
Southern Methodist U	193	147	2	0	2	0	344
SW Adventist U	18	3	0	0	0	0	21
SW Assemblies of God U	6	1	3	0	0	0	10
SW Christian C	0	3	0	0	0	0	3
Southwestern U	35	47	0	0	0	0	82
Texas Christian U	126	138	6	4	0	0	274
Texas C	0	0	0	0	0	0	0
Texas Lutheran U	16	20	11	0	0	0	47
Texas Wesleyan U	39	26	20	9	0	0	94
Trinity U	82	69	0	0	0	0	151
U of Dallas	28	37	6	0	0	0	71
U of the Incarnate Word	39	43	2	0	0	0	84
U of Mary Hardin-Baylor	31	16	1	0	0	0	48
U of St. Thomas	40	39	1	0	0	0	80
Wayland Baptist U	0	0	0	0	0	0	0
Wiley C	1	1	0	0	0	0	2
TOTAL	1,534	1,148	93	14	2	0	2,791

Source: ICUT

Institution-level Data

Part IV: Financial Data



Summary of Financial Data

As a whole, revenue at ICUT institutions decreased by 77.7%, from \$3.04 billion in 2007-08 to \$0.698 billion in 2008-09. This drop is largely due to investment losses. Private Gifts increased 137.4%, and Other Revenue, which includes investment returns, decreased by 208.7%.

Total expenditures at ICUT institutions increased by 6.9%, from \$2.717 billion in 2007-08 to \$2.905 billion in 2008-09.

Land, buildings and equipment increased in value as a whole by 12.2%.

The Endowment table shows that the total market value of endowments decreased by 20.4% between the beginning and end of fiscal year 2009.

Institution-level Data

Expenditures by Function 2008-2009

ICUT INSTITUTION	INSTRUCTION	RESEARCH	PUBLIC SERVICE	ACADEMIC SUPPORT	STUDENT SERVICES
Abilene Christian U	\$31,748,005	\$485,183	\$2,889,889	\$8,638,664	\$10,539,940
Amberton U	2,529,646	13,168	0	661,696	180,644
Austin C	16,227,144	139,732	44,134	2,808,825	7,522,836
Baylor U	187,877,000	11,507,000	4,391,000	41,178,000	74,667,000
C of St. Thomas More	307,907	0	12,376	39,037	18,700
Concordia U Texas	8,438,736	0	0	2,318,100	6,538,360
Dallas Baptist U	25,143,691	0	0	3,732,457	14,836,326
East Texas Baptist U	6,519,247	0	0	798,165	5,270,614
Hardin-Simmons U	18,478,159	0	0	1,811,428	3,512,675
Houston Baptist U	17,870,671	0	0	3,963,213	5,210,640
Howard Payne U	7,310,204	0	0	1,158,728	4,369,614
Huston-Tillotson U	3,656,166	0	0	813,354	2,008,575
Jacksonville C	619,222	0	0	381,776	455,125
Jarvis Christian C	3,054,156	0	785,067	1,376,032	1,333,023
LeTourneau U	19,415,467	1,107,105	136,934	3,287,999	11,942,674
Lon Morris C	1,866,040	0	0	20,088	0
Lubbock Christian U	8,604,517	0	9,970	2,609,936	4,402,828
McMurry U	9,702,602	0	0	2,261,583	2,693,846
Our Lady of the Lake U	16,158,803	0	0	5,093,807	9,427,397
Paul Quinn C	2,235,619	0	0	2,502,055	918,557
Rice U	217,073,398	64,273,319	1,550,723	38,086,658	42,912,400
St. Edward's U	31,422,141	0	0	10,002,711	8,547,606
St. Mary's U	30,274,224	477,609	1,746,531	10,719,584	10,298,317
Schreiner U	6,109,887	0	0	1,404,713	3,536,473
Southern Methodist U	139,134,000	16,614,000	6,911,000	52,433,000	35,084,000
SW Adventist U	6,422,956	0	163,609	1,053,541	1,719,186
SW Assemblies of God U	8,148,534	0	0	1,726,036	780,461
SW Christian C	619,850	0	0	387,203	310,885
Southwestern U	18,970,616	351,905	120,303	4,789,706	9,046,831
Texas Christian U	107,714,000	6,481,000	0	25,560,000	27,434,000
Texas C	2,100,851	0	0	1,934,019	1,725,220
Texas Lutheran U	8,841,374	49,084	533,637	2,140,237	5,620,022
Texas Wesleyan U	24,588,755	82,911	233,500	4,481,433	6,223,375
Trinity U	33,239,768	1,080,006	2,962,913	8,783,593	15,398,937
U of Dallas	23,306,255	35,817	0	4,361,911	7,735,034
U of the Incarnate Word	34,678,513	97,567	14	13,507,615	4,804,442
U of Mary Hardin-Baylor	18,936,205	0	0	2,634,284	9,375,572
U of St. Thomas	21,153,221	0	0	3,358,421	6,161,073
Wayland Baptist U	23,946,531	0	574,392	2,031,910	4,947,616
Wiley C	3,582,033	0	227,103	2,358,488	1,066,396
TOTAL	\$1,148,026,114	\$102,795,406	\$23,293,095	\$277,210,006	\$368,577,220

Source: IPEDS-F, Finance, 2009

Part IV: Financial Data

Expenditures by Function (continued) 2008-2009

ICUT INSTITUTION	INSTITUTIONAL SUPPORT	AUXILIARY ENTERPRISES	OTHER	TOTAL
Abilene Christian U	\$23,792,650	\$27,116,414	\$0	\$105,210,745
Amberton U	4,041,846	0	0	7,427,000
Austin C	11,598,678	4,479,249	0	42,820,598
Baylor U	53,726,000	37,324,000	0	410,670,000
C of St. Thomas More	161,727	25,949	193,165	758,861
Concordia U Texas	6,595,175	2,136,698	0	26,027,069
Dallas Baptist U	13,433,230	3,977,656	0	61,123,360
East Texas Baptist U	3,940,401	4,169,283	0	20,697,710
Hardin-Simmons U	6,799,081	8,120,604	990,188	39,712,135
Houston Baptist U	12,574,049	9,541,641	3,528,964	52,689,178
Howard Payne U	3,559,593	2,828,981	0	19,227,120
Huston-Tillotson U	4,863,150	992,218	2,928,755	15,262,218
Jacksonville C	457,167	532,876	283,113	2,729,279
Jarvis Christian C	5,662,890	2,553,798	0	14,764,966
LeTourneau U	7,690,551	8,696,789	1	52,277,520
Lon Morris C	4,194,575	1,308,578	3,797,089	11,186,370
Lubbock Christian U	4,152,507	7,728,350	0	27,508,108
McMurry U	3,667,638	6,258,169	281,427	24,865,265
Our Lady of the Lake U	10,599,792	1,473,978	0	42,753,777
Paul Quinn C	3,115,161	1,062,395	0	9,833,787
Rice U	48,111,308	37,396,495	17,874,699	467,279,000
St. Edward's U	11,815,199	6,618,863	20,113,758	88,520,278
St. Mary's U	15,821,596	11,075,481	0	80,413,342
Schreiner U	4,472,377	4,340,567	0	19,864,017
Southern Methodist U	108,215,000	39,857,000	8,681,000	406,929,000
SW Adventist U	4,498,097	3,084,496	0	16,941,885
SW Assemblies of God U	4,470,947	2,463,995	3,406,241	20,996,214
SW Christian C	1,493,070	688,377	2,749,298	6,248,683
Southwestern U	13,422,295	8,428,446	0	55,130,102
Texas Christian U	22,152,000	77,247,000	7,483,000	274,071,000
Texas C	4,147,535	1,959,610	245,399	12,112,634
Texas Lutheran U	8,776,494	5,357,972	0	31,318,820
Texas Wesleyan U	11,101,351	3,747,309	0	50,458,634
Trinity U	19,632,460	12,180,202	0	93,277,879
U of Dallas	6,648,622	8,632,830	0	50,720,469
U of the Incarnate Word	18,397,937	11,746,891	1,492,659	84,725,638
U of Mary Hardin-Baylor	8,038,735	8,101,988	0	47,086,784
U of St. Thomas	10,122,321	5,998,383	2,450,772	49,244,191
Wayland Baptist U	3,908,685	476,381	9,882,730	45,768,245
Wiley C	5,898,768	3,647,021	0	16,779,809
TOTAL	\$515,770,658	\$383,376,933	\$86,382,258	\$2,905,431,690

Institution-level Data

Sources of Revenue 2008-2009

ICUT INSTITUTION	TUITION & FEES	GOVT APPROP	GOVT GRANTS	PRIVATE GIFTS	OTHER REVENUE*	TOTAL
Abilene Christian U	\$48,425,354	\$0	\$18,134,804	\$7,364,394	-\$30,161,325	\$43,763,227
Amberton U	6,152,180	0	0	0	245,116	6,397,296
Austin C	21,865,893	0	7,503,336	466,146	-16,544,311	13,291,064
Baylor U	240,799,000	0	43,079,000	25,342,000	-96,190,000	213,030,000
C of St. Thomas More	198,288	0	294,299	92,575	189,924	775,086
Concordia U Texas	19,950,034	0	5,448,146	2,392,289	-897,548	26,892,921
Dallas Baptist U	48,747,915	0	6,147,064	553,922	277,886	55,726,787
East Texas Baptist U	9,298,430	0	7,309,635	167,118	-6,877,524	9,897,659
Hardin-Simmons U	22,414,437	0	4,424,979	170,443	-12,623,629	14,386,230
Houston Baptist U	26,114,386	0	9,450,378	4,619,463	-4,377,643	35,806,584
Howard Payne U	11,206,143	0	2,837,597	0	-4,097,558	9,946,182
Huston-Tillotson U	6,063,178	0	4,126,035	3,497,407	1,403,657	15,090,277
Jacksonville C	489,587	0	1,593,804	805,916	2,410	2,891,717
Jarvis Christian C	4,192,064	0	957,333	2,193,834	4,017,695	11,360,926
LeTourneau U	39,273,652	0	3,543,233	2,554,793	7,123,627	52,495,305
Lon Morris C	3,431,370	0	2,323,531	1,209,054	876,921	7,840,876
Lubbock Christian U	14,464,332	0	4,041,463	2,253,173	6,785,040	27,544,008
McMurry U	15,615,461	0	1,428,489	5,859,712	-3,772,580	19,131,082
Our Lady of the Lake U	29,339,602	0	4,529,418	3,085,658	-810,292	36,144,386
Paul Quinn C	4,337,965	0	2,356,395	2,985,077	708,328	10,387,765
Rice U	91,193,000	0	86,678,227	70,372,773	-821,493,000	-573,249,000
St. Edward's U	72,931,170	0	3,293,887	1,702,926	-2,255,059	75,672,924
St. Mary's U	48,398,527	0	4,629,125	9,084,072	-8,946,801	53,164,923
Schreiner U	10,246,226	0	5,071,495	277,494	-2,007,391	13,587,824
Southern Methodist U	209,954,000	0	105,078,000	20,946,000	-99,659,000	236,319,000
SW Adventist U	8,426,279	0	1,327,939	1,054,906	3,915,259	14,724,383
SW Assemblies of God U	15,401,700	0	1,139,771	0	4,835,209	21,376,680
SW Christian C	1,140,042	0	2,409,555	673,094	2,359,932	6,582,623
Southwestern U	21,895,042	0	10,406,859	601,316	-32,208,527	694,690
Texas Christian U	151,078,000	0	36,751,000	11,311,000	-207,216,000	-8,076,000
Texas C	4,111,864	0	549,993	5,371,469	2,107,423	12,140,749
Texas Lutheran U	15,351,633	0	2,939,933	3,016,623	-5,057,323	16,250,866
Texas Wesleyan U	41,881,376	0	3,877,930	2,316,255	-5,326,366	42,749,195
Trinity U	41,915,226	0	7,950,738	2,059,027	-133,851,317	-81,926,326
U of Dallas	29,879,363	0	5,144,247	1,477,396	-3,175,623	33,325,383
U of the Incarnate Word	75,023,902	0	5,720,063	5,150,638	755,621	86,650,224
U of Mary Hardin-Baylor	34,697,074	0	6,340,672	428,524	-7,793,803	33,672,467
U of St. Thomas	32,246,136	0	7,010,743	782,850	-3,196,856	36,842,873
Wayland Baptist U	27,796,500	0	4,427,122	745,331	14,271,248	47,240,201
Wiley C	7,055,765	0	4,077,656	3,293,820	3,412,591	17,839,832
TOTAL	\$1,513,002,096	\$0	\$434,353,894	\$206,278,488	-\$1,455,251,589	\$698,382,889

*Includes investment returns

Source: IPEDS Finance, 2009

Part IV: Financial Data

Land, Buildings and Equipment 2008-2009

ICUT INSTITUTION	LAND AND LAND IMPROVEMENTS	BUILDINGS	EQUIPMENT (INCLUDING ART AND LIBRARY)	TOTAL
Abilene Christian U	\$3,606,126	\$167,718,895	\$28,389,901	\$199,714,922
Amberton U	200,000	1,703,592	2,329,789	4,233,381
Austin C	12,742,663	82,295,236	17,276,728	112,314,627
Baylor U	55,155,000	658,509,000	182,677,000	896,341,000
C of St. Thomas More	152,532	973,258	341,394	1,467,184
Concordia U Texas	20,945,000	62,943,092	3,902,727	87,790,819
Dallas Baptist U	16,334,094	60,292,611	16,174,803	92,801,508
East Texas Baptist U	5,585,251	30,181,929	9,377,090	45,144,270
Hardin-Simmons U	2,156,074	69,065,801	21,627,358	92,849,233
Houston Baptist U	14,710,985	100,921,008	28,358,586	143,990,579
Howard Payne U	2,851,055	34,894,910	4,165,707	41,911,672
Huston-Tillotson U	2,026,544	13,082,622	9,174,415	24,283,581
Jacksonville C	267,045	2,869,735	1,140,988	4,277,768
Jarvis Christian C	61,509	31,456,460	11,278,676	42,796,645
LeTourneau U	8,985,865	84,858,907	20,243,788	114,088,560
Lon Morris C	964,005	17,536,050	7,086,430	25,586,485
Lubbock Christian U	5,826,097	31,744,654	9,382,323	46,953,074
McMurry U	2,427,435	33,248,067	17,006,063	52,681,565
Our Lady of the Lake U	2,335,691	39,008,643	25,032,510	66,376,844
Paul Quinn C	2,894,363	6,624,792	1,401,809	10,920,964
Rice U	23,785,000	908,402,475	138,600,525	1,070,788,000
St. Edward's U	19,202,154	172,381,034	28,066,851	219,650,039
St. Mary's U	13,524,506	79,483,783	44,116,744	137,125,033
Schreiner U	10,323,342	35,775,266	12,044,111	58,142,719
Southern Methodist U	160,726,000	585,175,000	107,396,000	853,297,000
SW Adventist U	2,972,744	21,859,407	5,023,288	29,855,439
SW Assemblies of God U	715,102	36,099,880	6,759,819	43,574,801
SW Christian C	110,246	3,086,963	911,538	4,108,747
Southwestern U	13,953,920	118,200,309	31,877,177	164,031,406
Texas Christian U	39,979,000	542,896,000	113,472,000	696,347,000
Texas C	480,510	6,522,480	5,823,663	12,826,653
Texas Lutheran U	14,796,264	48,011,127	11,946,443	74,753,834
Texas Wesleyan U	4,083,674	54,690,618	42,444,246	101,218,538
Trinity U	18,989,907	168,777,468	76,762,429	264,529,804
U of Dallas	18,373,172	64,707,455	12,128,048	95,208,675
U of the Incarnate Word	9,249,201	133,246,534	18,631,090	161,126,825
U of Mary Hardin-Baylor	13,545,425	70,767,493	20,596,965	104,909,883
U of St. Thomas	20,409,220	92,323,575	28,920,686	141,653,481
Wayland Baptist U	3,672,182	51,522,392	19,840,112	75,034,686
Wiley C	1,502,018	19,031,600	11,246,914	31,780,532
TOTAL	550,620,921	4,742,890,121	1,152,976,734	6,446,487,776

Source: IPEDS Finance, 2009

Institution-level Data

Endowment 2009

ICUT INSTITUTION	FY 2009 BEGINNING MARKET VALUE	FY 2009 ENDING MARKET VALUE
Abilene Christian U	\$258,317,831	\$239,532,858
Amberton U	21,980,339	16,268,447
Austin C	140,822,803	109,374,334
Baylor U	1,068,934,000	880,255,464
C of St. Thomas More*		
Concordia U Texas	12,987,193	11,085,852
Dallas Baptist U	36,389,065	26,552,252
East Texas Baptist U	63,598,617	49,927,074
Hardin-Simmons U	129,032,045	102,371,153
Houston Baptist U	81,021,088	72,177,268
Howard Payne U	47,785,136	37,739,902
Huston-Tillotson U	6,988,586	7,735,453
Jacksonville C	2,191,892	2,375,625
Jarvis Christian C	11,753,703	9,221,666
LeTourneau U	6,546,522	5,197,172
Lon Morris C	16,870,697	11,804,564
Lubbock Christian U	11,475,068	10,675,071
McMurry U	73,046,008	58,640,584
Our Lady of the Lake U	30,116,136	21,359,618
Paul Quinn C	7,016,506	4,957,373
Rice U	4,609,863,000	3,665,267,000
St. Edward's U	57,225,700	43,236,250
St. Mary's U	147,053,623	116,474,827
Schreiner U	46,522,841	39,375,731
Southern Methodist U	1,401,274,000	1,032,262,000
SW Adventist U	9,798,226	6,731,642
SW Assemblies of God U	3,542,152	2,909,175
SW Christian C		
Southwestern U	284,272,430	226,857,412
Texas Christian U	1,248,922,000	945,329,000
Texas C	1,448,852	1,319,350
Texas Lutheran U	71,484,415	57,592,479
Texas Wesleyan U	48,116,986	39,720,781
Trinity U	1,034,659,488	850,738,577
U of Dallas	49,786,095	40,673,223
U of the Incarnate Word	64,847,273	61,133,621
U of Mary Hardin-Baylor	65,912,000	61,858,027
U of St. Thomas	56,889,905	47,610,029
Wayland Baptist U	50,851,360	58,079,072
Wiley C	5,634,275	5,802,366
TOTAL	\$11,284,977,856	\$8,980,222,292

Source: IPEDS

The Members of Independent Colleges and Universities of Texas

Abilene Christian University	Abilene
Amberton University	Garland
Austin College	Sherman
Baylor University	Waco
College of St. Thomas More	Fort Worth
Concordia University Texas	Austin
Dallas Baptist University	Dallas
East Texas Baptist University	Marshall
Hardin-Simmons University	Abilene
Houston Baptist University	Houston
Howard Payne University	Brownwood
Huston-Tillotson University	Austin
Jacksonville College	Jacksonville
Jarvis Christian College	Hawkins
LeTourneau University	Longview
Lon Morris College	Jacksonville
Lubbock Christian University	Lubbock
McMurry University	Abilene
Our Lady of The Lake University	San Antonio
Paul Quinn College	Dallas
Rice University	Houston
Schreiner University	Kerrville
Southern Methodist University	Dallas
Southwestern University	Georgetown
St. Edward's University	Austin
St. Mary's University	San Antonio
Southwestern Adventist University	Keene
Southwestern Assemblies of God University	Waxahachie
Southwestern Christian College	Terrell
Texas Christian University	Fort Worth
Texas College	Tyler
Texas Lutheran University	Seguin
Texas Wesleyan University	Fort Worth
Trinity University	San Antonio
University of Dallas	Irving
University of Incarnate Word	San Antonio
University of Mary Hardin-Baylor	Belton
University of St. Thomas	Houston
Wayland Baptist University	Plainview
Wiley College	Marshall

Independent Colleges and Universities of Texas, Inc.
P. O. Box 13105
Austin, Texas 78711
512-472-9522
512-472-2371 (fax)