

**ICUT**  
**Annual Statistical Report**  
**2007**



Independent Colleges and Universities of Texas, Inc.  
Stretching Minds. Stretching Money.



---

# ICUT Annual Statistical Report 2007

Carol McDonald  
*President*

## ICUT

Independent Colleges and Universities of Texas, Inc.  
400 West 15th Street, Suite 850  
P.O. Box 13105, Austin, Texas 78711-3105

---

## TABLE OF CONTENTS

<b>Preface</b>	i
<b>Acknowledgments</b>	iii
<b>ICUT</b>	v
<b>ICUT Institutions</b>	vii
<b>Introduction</b>	1
<b>Section 1: OVERVIEW OF ICUT INSTITUTIONS</b>	
Enrollment	4
Student Credit Hours	4
Enrollment by Ethnicity	5
Enrollment by Geographic Distribution	6
Degrees Awarded	6
Sources of Student Financial Aid	7
Average Tuition and Fees	7
Full-time Faculty	8
Expenditures	9
Sources of Revenue	10
<b>Section 2: FIVE-YEAR TRENDS</b>	
Total Enrollment	12
Minority Enrollment	13
Tuition and Fees	14
Institutional Financial Aid	15
Student-to-faculty Ratio	16

---

### Section 3: INSTITUTION-LEVEL DATA

#### Part I: Student Data

Summary of Student Data	21
Enrollment	22
First-time, First-year, Degree-seeking	23
Semester Credit Hours	24
Geographic Distribution	25
Ethnicity	26
Degrees Awarded	28
Persistence of Undergraduates	29

#### Part II: Student Financial Aid Data

Summary of Student Financial Aid Data	33
Student Costs	34
Sources of Student	35
Tuition Equalization Grant Statistics	36
TEXAS Grant Statistics	37
Texas College Work Study Statistics	38

#### Part III: Faculty Data

Summary of Faculty Data	41
Full-time Faculty	42
Tenured Faculty	43

#### Part IV: Financial Data

Summary of Financial Data	47
Expenditures by Function	48
Sources of Revenue	50
Land, Buildings and Equipment	51
Endowment	52



---

## **Preface**

The 2007 ICUT Annual Statistical Report presents data by institution for all 40 ICUT institutions. Data collected on students, faculty, student financial aid, and institutional finances are presented in four parts and include summary pages comparing the totals with the previous year. Every effort has been made to ensure comparability with the previous year's data.

The 2007 Annual Statistical Report was produced by Elizabeth Puthoff and was edited by Carol McDonald and Nancy Ward.



---

## Acknowledgments

The ICUT staff wishes to thank member institutions for collecting the data presented in this report. Special thanks go to the Institutional Research Officers, Financial Aid Officers and Chief Financial Officers for the time and energy they expended to provide us the information that is presented here. We could not have produced this report without their help.

Since the analyses in any report are only as good as the data upon which they are based, we sincerely appreciate the careful and conscientious efforts of all who provide information.

The ICUT Staff



---

ICUT  
Independent Colleges and Universities of Texas  
Stretching Minds. Stretching Money.

**Our purpose...**

ICUT works with the Legislature, state agencies and other appropriate organizations to promote access for all Texans to the state's private colleges and universities.

**Our primary activity is to support and enhance the Tuition Equalization Grant...**

The TEG offers two compelling advantages:

*The TEG stretches the state's higher education dollar.* Helping students find places at private colleges or universities costs less than educating them at state universities.

*The TEG helps Texas students from all legislative districts* attend the colleges of their choice.

**Other important ICUT activities include...**

***Helping legislators find information they need about higher education.***

*Monitoring the legislative process* on behalf of Texas' private institutions and assisting them with appropriate responses and initiatives.

*Finding ways to control costs* at ICUT institutions by negotiating as a group for goods and services.

**An established institution...**

Founded in 1965, ICUT is a public policy organization in Austin which helps legislators, state administrators, high school counselors and students understand the TEG and other public policy issues that provide access to Texas' private colleges and universities.

**How the TEG stretches taxpayers' dollars**

The average TEG award in fiscal year 2006 was \$2,905. In contrast, about \$6,888 was appropriated for every full-time student enrolled at a state university—almost a 2.5-to-one savings. It would cost taxpayers more than \$207 million to enroll TEG recipients in state universities, and this would strain the capacity of those institutions.

**How the TEG helps Texans**

Texas students seeking TEG assistance must demonstrate financial need through the Free Application for Federal Student Aid (FAFSA). To qualify, students must be Texas residents, enroll full-time, maintain a 2.5 GPA by the end of their second year, pay higher tuition than charged at a public institution, and not be athletic scholarship recipients.



---

# ICUT INSTITUTIONS

---

Abilene Christian University  
Amberton University  
Austin College  
Baylor University  
College of St. Thomas More  
Concordia University at Austin  
Dallas Baptist University  
East Texas Baptist University  
Hardin-Simmons University  
Houston Baptist University  
Howard Payne University  
Huston-Tillotson University  
Jacksonville College  
Jarvis Christian College  
LeTourneau University  
Lon Morris College  
Lubbock Christian University  
McMurry University  
Our Lady of the Lake University  
Paul Quinn College  
Rice University  
St. Edward's University  
St. Mary's University  
Schreiner University  
Southern Methodist University  
Southwestern Adventist University  
Southwestern Assemblies of God University  
Southwestern Christian College  
Southwestern University  
Texas Christian University  
Texas College  
Texas Lutheran University  
Texas Wesleyan University  
Trinity University  
University of Dallas  
University of the Incarnate Word  
University of Mary Hardin-Baylor  
University of St. Thomas  
Wayland Baptist University  
Wiley College

---

# Introduction

---

The 2007 Statistical Report contains both raw data and trend analysis. Data sources are cited in each table and include the National Center for Educational Statistics Integrated Postsecondary Education Data System (IPEDS), the Texas Higher Education Coordinating Board (THECB), The College Board and ICUT data collection forms.

Sections 1 and 2 give an overview of ICUT institutions as a whole. The first chapter summarizes current-year data and the second gives a five-year trend for key variables.

Section 3 contains institution-level data in table form. There are four sections within this chapter: Part I contains student data, including: headcount; first-time, first-year, degree seeking students; semester credit hours; geographic distribution; ethnicity; degrees awarded; and persistence of undergraduates.

Part II presents data on student costs and a broad summary of sources of student aid. Grant statistics are given for the Tuition Equalization Grant program, a state program for students attending independent colleges and universities in Texas. Also included are award totals for the state-supported TEXAS Grant and College Work Study programs available to students at both public and independent colleges and universities in Texas. The TEXAS Grant program is currently being phased out at ICUT institutions.

Part III provides data on faculty at ICUT institutions, including the number of full-time faculty by rank and the number of tenured faculty by rank.

Part IV presents institutional financial data, including: data on expenditures by function; sources of revenue; value of land, buildings, and equipment; and endowment.

---

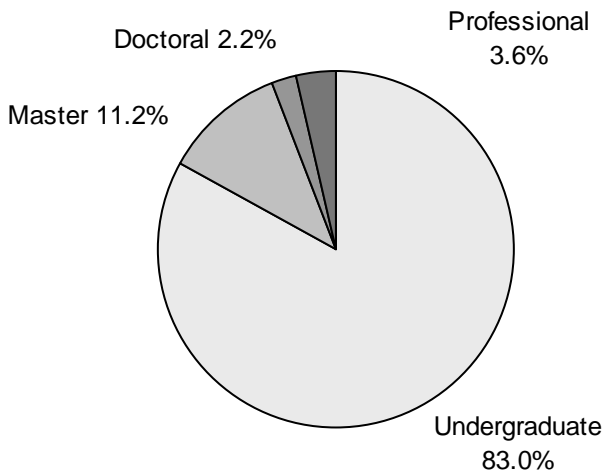
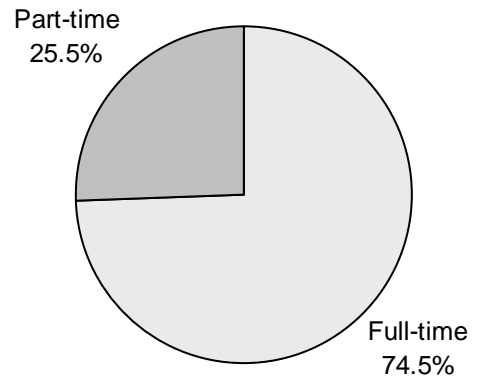
# Section 1: Overview of ICUT Institutions

# Overview of ICUT Institutions

---

Enrollment by Classification, Fall 2006		
Classification	Number	Percentage
Full-time	85,295	74.5
Part-time	29,193	25.5
<b>Total</b>	<b>114,488</b>	<b>100.0</b>

Source: IPEDS Fall Enrollment, 2006



Credit Hours by Degree Classification, Fall 2006		
Classification	Number	Percentage
Undergraduate	2,406,554	83.0
Master	323,567	11.2
Doctoral	62,607	2.2
Professional	105,205	3.6
<b>Total</b>	<b>2,897,933</b>	<b>100.0</b>

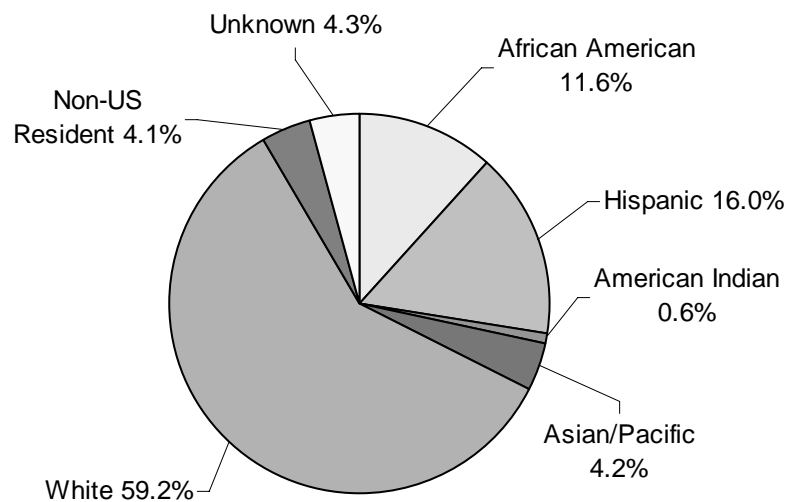
Source: ICUT

# Overview of ICUT Institutions

---

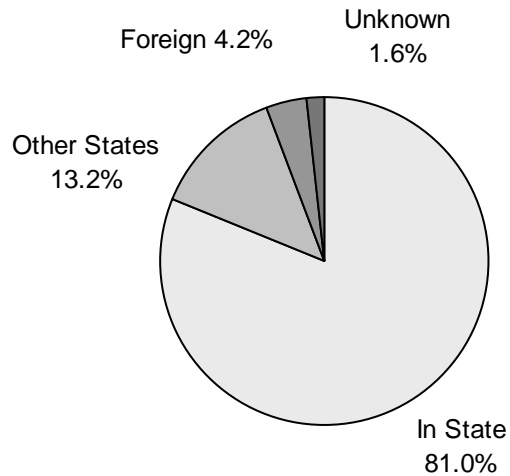
Enrollment by Ethnicity, Fall 2006		
Ethnicity	Number	Percentage
African American	13,260	11.6
Hispanic	18,347	16.0
American Indian	695	0.6
Asian/Pacific	4,792	4.2
White	67,762	59.2
Non-U.S. Resident	4,699	4.1
Unknown	4,933	4.3
<b>Total</b>	<b>114,488</b>	<b>100.0</b>

Source: IPEDS Fall Enrollment, 2006



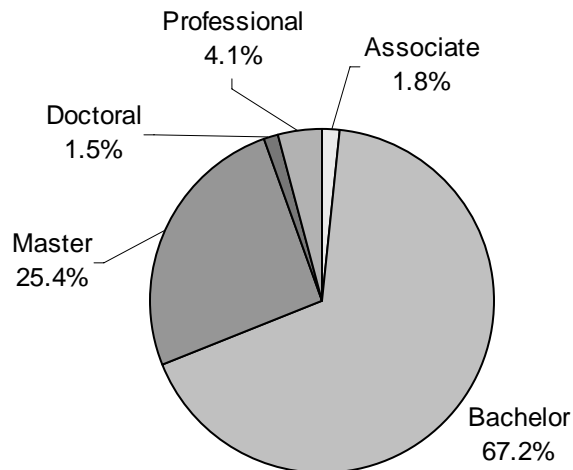
# Overview of ICUT Institutions

Enrollment by Geographic Distribution, Fall 2006		
Residency	Number	Percentage
In-State	92,290	81.0
Other States	15,087	13.2
Foreign	4,823	4.2
Unknown	1,808	1.6
<b>Total</b>	<b>114,007</b>	<b>100.0</b>



Source: ICUT

\*This total may include study abroad students and auditors and may, therefore, differ from IPEDS numbers.



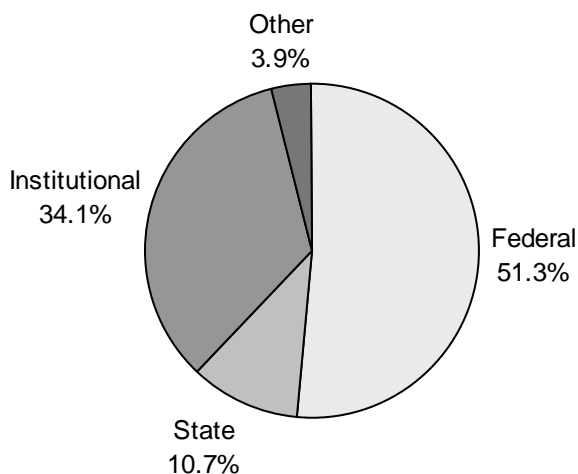
Degrees Awarded, 2005-2006		
Classification	Number	Percentage
Associate	460	1.8
Bachelor	17,267	67.2
Master	6,535	25.4
Doctoral	393	1.5
Professional	1,051	4.1
<b>Total</b>	<b>25,706</b>	<b>100.0</b>

Source: IPEDS Completions, 2005-2006

# Overview of ICUT Institutions

Sources of Student Financial Aid, 2005-2006		
Type	Amount	Percentage
Federal	\$605,690,119	51.3
State	126,854,931	10.7
Institutional	403,854,931	34.1
Other	45,739,279	3.9
<b>Total</b>	<b>\$1,181,781,806</b>	<b>100.0</b>

Source: ICUT

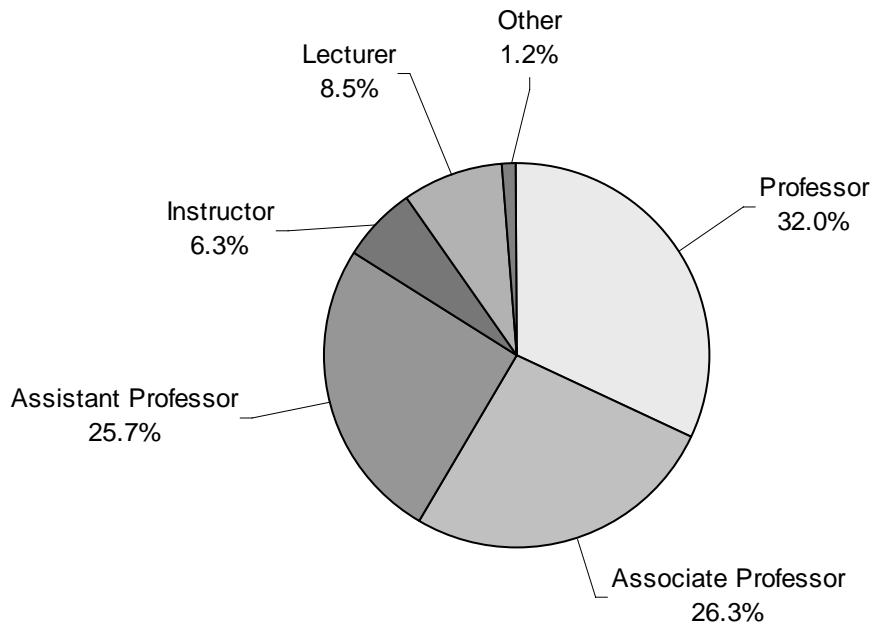


<b>College Board, 2006-2007 Average Tuition and Fees, Private Institutions</b>	\$19,321
<b>ICUT Institutions, 2006-2007 Average Tuition and Fees</b>	\$15,528
<b>ICUT 2006-2007 Tuition and Fees Range</b>	\$5,846 - \$28,630

Source: ICUT and the College board

# Overview of ICUT Institutions

---



Full- Time Faculty by Classification, 2006-2007		
Classification	Number	Percentage
Professor	1,850	32.0
Associate Professor	1,519	26.3
Assistant Professor	1,488	25.7
Instructor	362	6.3
Lecturer	494	8.5
Other	71	1.2
<b>Total</b>	<b>5,784</b>	<b>100</b>

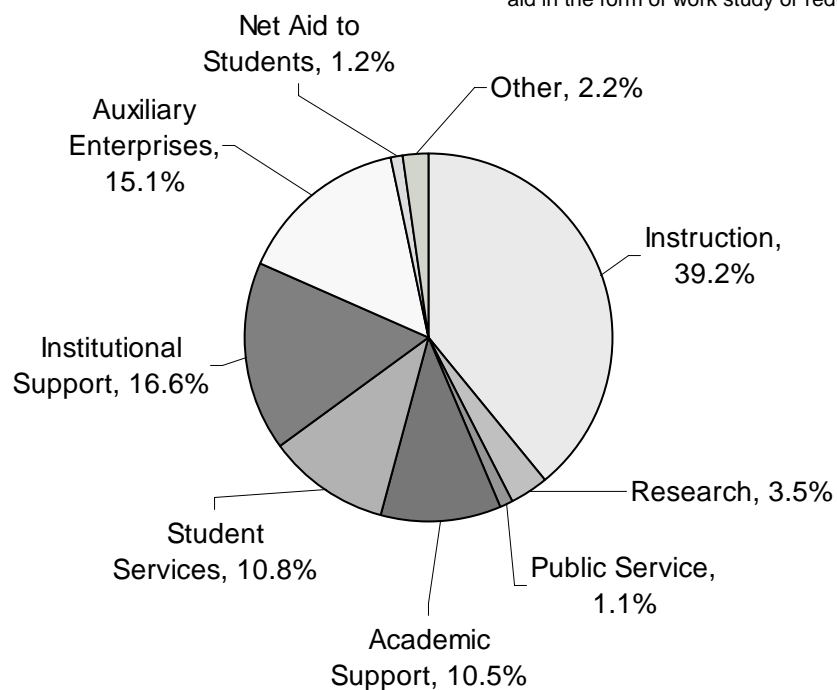
Source: ICUT

# Overview of ICUT Institutions

Expenditures, 2005-2006		
Type	Amount	Percentage
Instruction	\$933,614,114	39.2
Research	83,160,021	3.5
Public Service	25,493,716	1.1
Academic Support	249,156,116	10.5
Student Services	258,394,427	10.8
Institutional Support	396,423,591	16.6
Auxiliary Enterprises	360,125,756	15.1
Net Aid to Students	28,944,982	1.2
Other	53,048,748	2.2
<b>Total</b>	<b>\$2,383,634,018</b>	<b>100.0</b>

Source: IPEDS Finance, 2006

(1) Net aid to students refers to student grants that are reported as expenditures. It does not include student aid in the form of work study or reduced tuition.

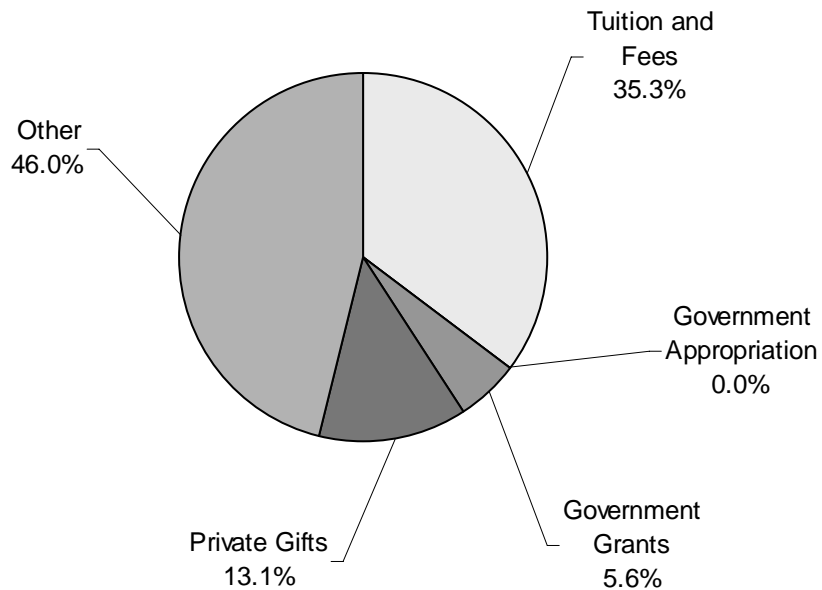


# Overview of ICUT Institutions

---

Sources of Revenue, 2005-2006		
Type	Amount	Percentage
Tuition and Fees	\$1,244,154,879	35.3
Government Appropriation	0	0.0
Government Grants	197,045,652	5.6
Private Gifts	462,658,839	13.1
Other	1,620,639,203	46.0
<b>Total</b>	<b>\$3,524,498,573</b>	<b>100.0</b>

Source: IPEDS Finance, 2006



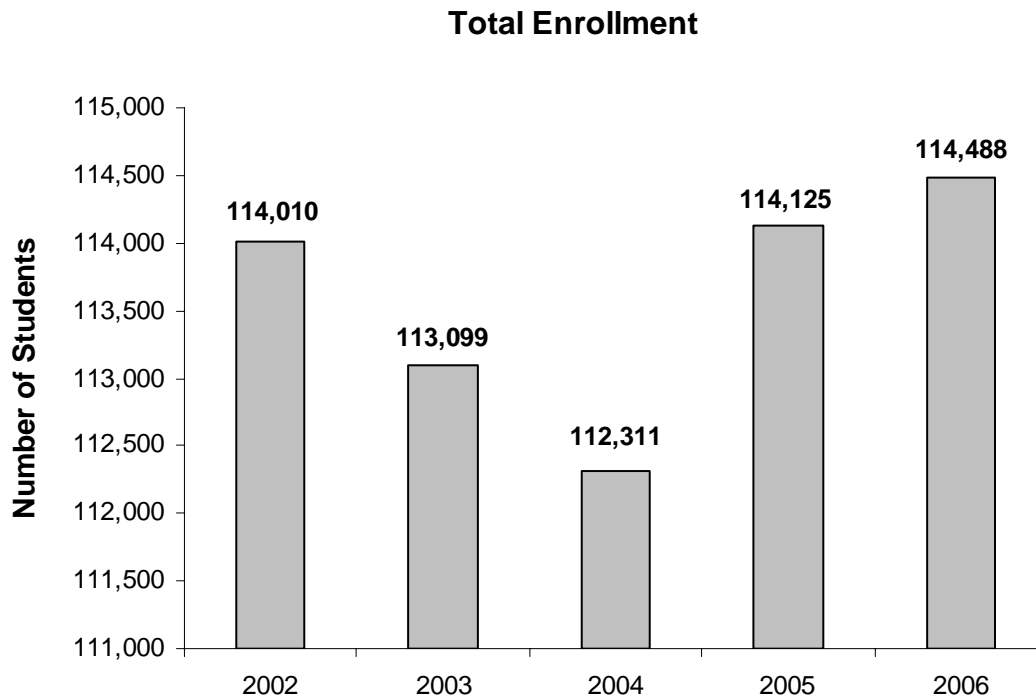
---

# Section 2:

## Five-year Trends at ICUT Institutions

# Five-year Trend: Enrollment

---

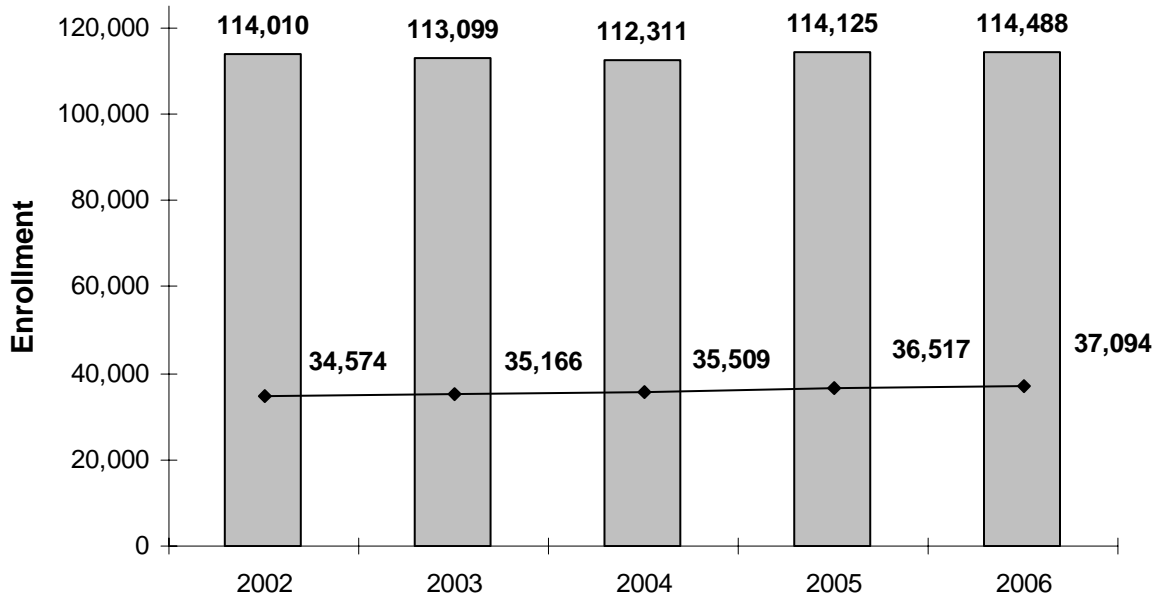


Overall Enrollment		
Year	Number of Students	Percent Change
2002	114,010	
2003	113,099	-0.8
2004	112,311	-0.7
2005	114,125	+1.6
2006	114,488	+0.3

Source: IPEDS Enrollment, 2006

# Five-year Trend: Enrollment

## Minority Enrollment

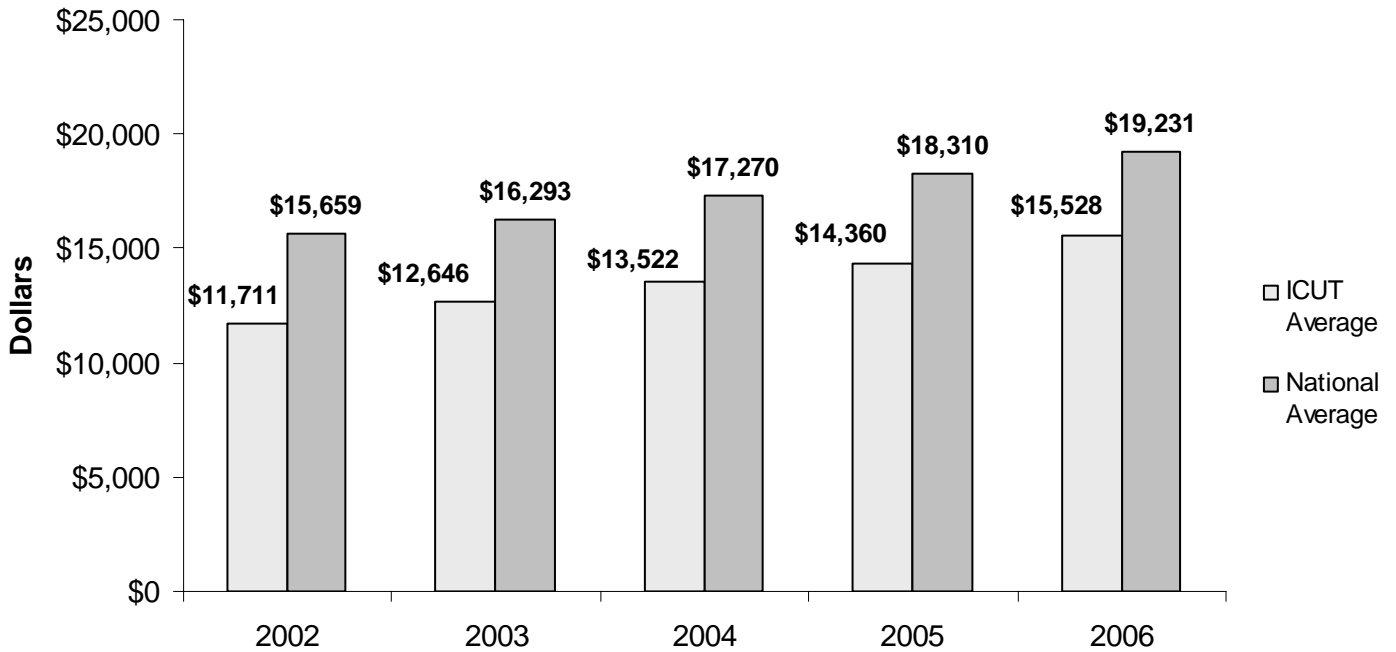


Minority Enrollment				
Year	Total Enrollment	Minority Enrollment	Percent	Percent Change
2002	114,010	34,574	30.3	
2003	113,099	35,166	31.1	+2.5
2004	112,311	35,509	31.6	+1.7
2005	114,125	36,517	32.0	+1.2
2006	114,488	37,094	32.4	+1.3

Source: IPEDS Enrollment, 2006

# Five-year Trend: Tuition and Fees

**Tuition and Fees:  
ICUT Institutions vs. National Average**

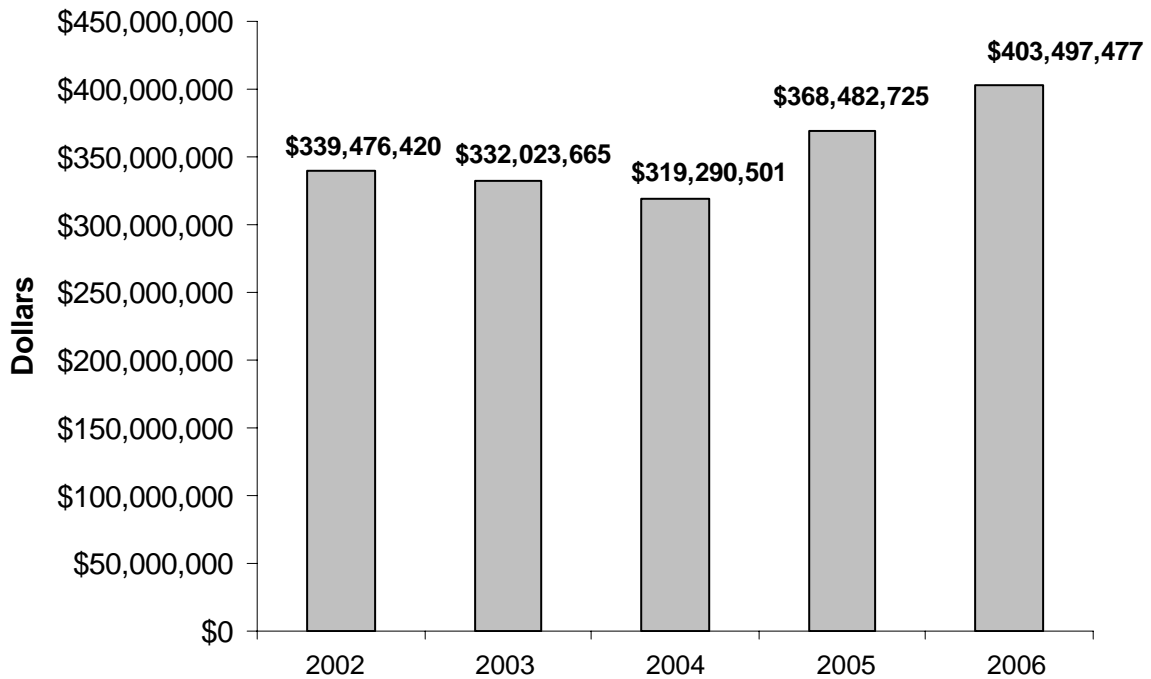


Average Tuition and Fees				
Year	ICUT Institutions	Percent Change	National Average	Percent Change
2002	11,711		15,659	
2003	12,646	+8.0	16,293	+4.0
2004	13,522	+6.9	17,270	+6.0
2005	14,360	+6.2	18,310	+6.0
2006	15,528	+8.1	19,231	+5.0

Source: ICUT and The College Board

# Five-year Trend: Institutional Aid

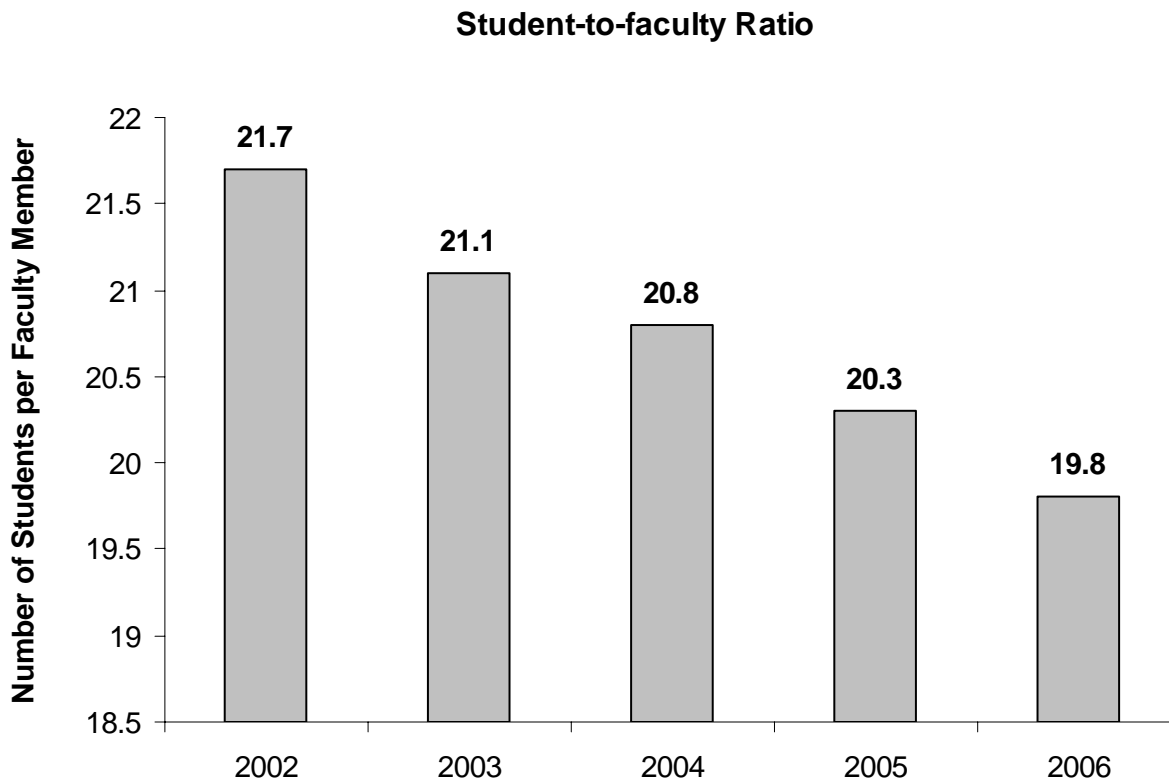
**Institutional Financial Aid**



Institutional Financial Aid Awarded		
Year	Amount	Percent Change
2002	339,476,420	
2003	332,023,665	-2.2
2004	319,290,501	-3.8
2005	368,482,725	+15.0
2006	403,497,477	+9.5

Source: ICUT

# Five-year Trend: Student-to-faculty Ratio



Student-to-faculty* Ratio				
Year	Total Enrollment	Total Faculty	Ratio	Percent Change
2002	114,010	5,264	21.7 :1	
2003	113,099	5,348	21.1 :1	-2.8
2004	112,311	5,393	20.8 :1	-1.4
2005	114,125	5,614	20.3 :1	-2.4
2006	114,488	5,724	20.0 :1	-1.5

Source: ICUT and IPEDS Enrollment  
 \*Includes only full-time faculty

---

# Section 3:

## Institution-level Data



---

# Part I: Student Data



---

## Summary of Student Data

The total headcount enrollment at ICUT institutions increased from 114,125 in fall 2005 to 114,488 in fall 2006, an increase of 0.3%. The number of first-time, first-year, degree-seeking students decreased by 1.7% from fall 2005 to 2006.

As a percentage of the total enrollment at all ICUT institutions in fall 2006, 59.2% of the students were white; 11.6% were African American; 16.0% were Hispanic; 4.2% were Asian/Pacific; 0.6% were American Indian; 4.1% were non-US residents; and 4.3% did not report.

ICUT institutions continue to serve primarily Texas residents, with 81.0% coming from Texas; 13.2% were from other states; and the remainder were from foreign countries or their residency status was not reported.

ICUT institutions remain focused on providing undergraduate education. A total of 83.0% of semester credit hours taken were in undergraduate courses, and 67.2% of the degrees awarded were bachelor's degrees.

The THECB provided data to demonstrate the persistence of first-time undergraduates from 2005 to the fall of 2006. A total of 73.16% remained at the same ICUT institution and a total of 85.46% remained in college in Texas.

# Institution-level Data

---

## Enrollment Fall 2006

ICUT INSTITUTION	FULL-TIME	PART-TIME	TOTAL
Abilene Christian U	4,243	534	4,777
Amberton U	679	903	1,582
Austin C	1,344	10	1,354
Baylor U	13,424	616	14,040
C of St. Thomas More	24	58	82
Concordia U at Austin	881	386	1,267
Dallas Baptist U	2,643	2,510	5,153
East Texas Baptist U	1,204	161	1,365
Hardin-Simmons U	1,947	420	2,367
Houston Baptist U	1,717	426	2,143
Howard Payne U	1,078	250	1,328
Huston-Tillotson U	650	92	742
Jacksonville C	234	76	310
Jarvis Christian C	602	73	675
LeTourneau U	2,071	1,912	3,983
Lon Morris C	337	59	396
Lubbock Christian U	1,404	596	2,000
McMurry U	1,148	231	1,379
Our Lady of the Lake U	1,462	1,321	2,783
Paul Quinn C	714	70	784
Rice U	4,907	117	5,024
St. Edward's U	3,394	1,830	5,224
St. Mary's U	3,169	735	3,904
Schreiner U	872	58	930
Southern Methodist U	8,019	2,922	10,941
SW Adventist U	711	156	867
SW Assemblies of God U	1,264	394	1,658
SW Christian C	195	7	202
Southwestern U	1,255	22	1,277
Texas Christian U	7,467	1,398	8,865
Texas C	705	50	755
Texas Lutheran U	1,334	95	1,429
Texas Wesleyan U	1,653	1,277	2,930
Trinity U	2,557	141	2,698
U of Dallas	1,509	1,432	2,941
U of the Incarnate Word	2,766	2,622	5,388
U of Mary Hardin-Baylor	2,313	422	2,735
U of St. Thomas	1,644	1,880	3,524
Wayland Baptist U	964	2,860	3,824
Wiley C	791	71	862
<b>TOTAL</b>	<b>85,295</b>	<b>29,193</b>	<b>114,488</b>

Source: IPEDS Fall Enrollment, 2006

## Part I: Student Data

### First-time, First-year, Degree-Seeking Fall 2006

ICUT INSTITUTION	FULL-TIME	PART-TIME	TOTAL
Abilene Christian U	962	2	964
Amberton U	0	0	0
Austin C	340	0	340
Baylor U	2,782	1	2,783
C of St Thomas More	4	0	4
Concordia U at Austin	191	12	203
Dallas Baptist U	360	0	360
East Texas Baptist U	341	1	342
Hardin-Simmons U	400	0	400
Houston Baptist U	223	6	229
Howard Payne U	311	12	323
Huston-Tillotson U	181	5	186
Jacksonville C	88	3	91
Jarvis Christian C	113	0	113
LeTourneau U	310	24	334
Lon Morris C	180	1	181
Lubbock Christian U	315	2	317
McMurry U	305	2	307
Our Lady of the Lake U	262	2	264
Paul Quinn C	157	3	160
Rice U	712	1	713
St. Edward's U	699	15	714
St. Mary's U	548	3	551
Schreiner U	272	1	273
Southern Methodist U	1,369	2	1,371
SW Adventist U	153	3	156
SW Assemblies of God U	191	4	195
SW Christian C	82	0	82
Southwestern U	345	0	345
Texas Christian U	1,649	3	1,652
Texas C	164	2	166
Texas Lutheran U	387	0	387
Texas Wesleyan U	180	1	181
Trinity U	687	0	687
U of Dallas	315	0	315
U of the Incarnate Word	614	7	621
U of Mary Hardin-Baylor	482	0	482
U of St. Thomas	291	11	302
Wayland Baptist U	211	4	215
Wiley C	135	2	137
<b>TOTAL</b>	<b>17,311</b>	<b>135</b>	<b>17,446</b>

Source: IPEDS Fall Enrollment, 2006

# Institution-level Data

## Semester Credit Hours 2006-2007

INSTITUTION	UNDERGRADUATE	MASTER	DOCTORAL	PROFESSIONAL	TOTAL
Abilene Christian U	118,662	8,270	228	1,698	128,858
Amberton U	10,233	17,076	0	0	27,309
Austin C	47,429	868	0	0	48,297
Baylor U	354,802	18,657	10,171	20,455	404,085
C of St. Thomas More	542	0	0	0	542
Concordia U at Austin	29,436	1,575	0	0	31,011
Dallas Baptist U	84,885	22,354	1,008	0	108,247
East Texas Baptist U	36,512	0	0	0	36,512
Hardin-Simmons U	54,923	9,539	3,049	1,554	69,065
Houston Baptist U	51,899	5,801	0	0	57,700
Howard Payne U	33,854	0	0	0	33,854
Huston-Tillotson U	18,249	0	0	362	18,611
Jacksonville C	7,641	0	0	0	7,641
Jarvis Christian C	18,006	0	0	0	18,006
LeTourneau U	78,016	5,115	0	0	83,131
Lon Morris C	11,997	0	0	0	11,997
Lubbock Christian U	50,096	4,321	0	0	54,417
McMurry U	39,316	0	0	0	39,316
Our Lady of the Lake U	42,033	16,280	1,779	0	60,092
Paul Quinn C	21,529	0	0	225	21,754
Rice U	87,339	21,140	36,707	0	145,186
St. Edward's U	102,022	16,381	0	0	118,403
St. Mary's U	69,485	10,194	1,112	23,575	104,366
Schreiner U	20,933	1,266	0	0	22,199
Southern Methodist U	191,400	48,514	4,038	29,978	273,930
SW Adventist U	23,804	763	0	0	24,567
SW Assemblies of God U	37,529	3,038	0	0	40,567
SW Christian C*					
Southwestern U	39,233	0	0	0	39,233
Texas Christian U	207,751	20,427	1,872	5,328	235,378
Texas C	24,302	0	0	0	24,302
Texas Lutheran U	19,817	0	0	54	19,871
Texas Wesleyan U	34,661	9,611	0	19,776	64,048
Trinity U	72,614	4,759	0	0	77,373
U of Dallas	33,988	26,913	1,045	0	61,946
U of the Incarnate Word	113,956	12,550	1,466		127,972
U of Mary Hardin-Baylor	66,480	2,440	0	0	68,920
U of St. Thomas	47,177	24,715	132	2,200	74,224
Wayland Baptist U	80,710	11,000	0	0	91,710
Wiley C	23,293	0	0	0	23,293
<b>TOTAL</b>	<b>2,406,554</b>	<b>323,567</b>	<b>62,607</b>	<b>105,205</b>	<b>2,897,933</b>
<b>PERCENTAGE</b>	<b>83.0%</b>	<b>11.2%</b>	<b>2.2%</b>	<b>3.6%</b>	<b>100%</b>

\*Data not received

Source: ICUT

# Part I: Student Data

## Geographic Distribution, Fall 2006

ICUT INSTITUTION	TEXAS	OTHER STATES	FOREIGN	NOT REPORTED	TOTAL
Abilene Christian U	3,450	841	213	273	4,777
Amberton U	1,312	197	73	0	1,582
Austin C	1,231	98	25	0	1,354
Baylor U	11,316	2,241	389	94	14,040
C of St. Thomas More	35	6	2	1	44
Concordia U at Austin	1,186	75	2	0	1,263
Dallas Baptist U	4,501	248	404	0	5,153
East Texas Baptist U	1,211	140	14	0	1,365
Hardin-Simmons U	2,266	95	11	0	2,372
Houston Baptist U	1,320	25	135	663	2,143
Howard Payne U	1,304	44	2	0	1,350
Huston-Tillotson U	688	40	14	0	742
Jacksonville C	286	10	14	0	310
Jarvis Christian C	557	111	0	0	668
LeTourneau U	3,229	720	34	0	3,983
Lon Morris C	357	0	0	0	357
Lubbock Christian U	1,794	189	17	0	2,000
McMurry U	1,305	62	14	0	1,381
Our Lady of the Lake U	2,734	25	24	0	2,783
Paul Quinn C	594	129	60	0	783
Rice U	2,435	1,649	811	129	5,024
St. Edward's U	4,898	208	115	3	5,224
St. Mary's U	3,538	237	118	11	3,904
Schreiner U	900	23	7	0	930
Southern Methodist U	7,552	2,519	870	0	10,941
SW Adventist University	370	180	136	234	920
SW Assemblies of God U	996	642	20	0	1,658
SW Christian C*					
Southwestern U	1,169	85	8	15	1,277
Texas Christian U	6,490	1,622	406	347	8,865
Texas C	680	71	4	0	755
Texas Lutheran U	1,374	44	11	0	1,429
Texas Wesleyan U	2,696	194	40	0	2,930
Trinity U	1,647	702	96	22	2,467
U of Dallas	2,054	629	258	0	2,941
U of the Incarnate Word	4,839	330	219	0	5,388
U of Mary Hardin-Baylor	2,643	56	14	0	2,713
U of St. Thomas	3,271	46	191	16	3,524
Wayland Baptist U	3,628	153	24	0	3,805
Wiley C	434	401	27	0	862
<b>TOTAL (1)</b>	<b>92,290</b>	<b>15,087</b>	<b>4,822</b>	<b>1,808</b>	<b>114,007</b>
<b>PERCENTAGE</b>	<b>81.0%</b>	<b>13.2%</b>	<b>4.2%</b>	<b>1.6%</b>	<b>100.0%</b>

\*Data not received

(1) These totals may include study abroad students and auditors, and may therefore differ from the IPED's numbers reported for Enrollment and Ethnicity on pages 22 and 26 respectively.

Source: ICUT

# Institution-level Data: Ethnicity Fall 2006

ICUT INSTITUTION	AFRICAN AMERICAN	HISPANIC	AMERICAN INDIAN	ASIAN/PACIFIC	WHITE	NON-US RESIDENT	NOT REPORTED	TOTAL
Abilene Christian U	326	286	28	53	3,773	213	98	4,777
Amberton U	490	95	16	32	822	0	127	1,582
Austin C	36	129	15	172	977	25	0	1,354
Baylor U	990	1,256	88	857	10,183	389	277	14,040
C of St. Thomas More	1	3	0	0	78	0	0	82
Concordia U at Austin	123	217	1	15	802	2	107	1,267
Dallas Baptist U	1,063	454	42	88	3,102	404	0	5,153
East Texas Baptist U	211	59	13	9	1,056	14	3	1,365
Hardin-Simmons U	119	209	18	21	1,734	11	255	2,367
Houston Baptist U	394	321	9	298	946	135	40	2,143
Howard Payne U	95	186	12	9	971	2	53	1,328
Huston-Tillotson U	574	72	0	8	58	13	17	742
Jacksonville C	43	35	1	2	215	14	0	310
Jarvis Christian C	638	28	0	0	8	1	0	675
LeTourneau U	908	322	25	48	2,551	34	95	3,983
Lon Morris C	80	49	2	1	231	26	7	396
Lubbock Christian U	104	267	10	16	1,574	17	12	2,000
McMurry U	178	210	10	11	920	14	36	1,379
Our Lady of the Lake U	204	1,682	9	37	501	24	326	2,783
Paul Quinn C	699	17	0	1	3	64	0	784
Rice U	260	484	19	687	2,443	812	319	5,024
St. Edward's U	274	1,431	38	148	2,944	115	274	5,224
St. Mary's U	139	2,069	12	108	1,219	118	239	3,904
Schreiner U	28	187	6	15	687	7	0	930
Southern Methodist U	651	870	68	736	7,746	870	0	10,941
SW Adventist U	114	210	9	79	336	88	31	867
SW Assemblies of God U	95	230	30	17	1,250	22	14	1,658
SW Christian C	186	2	0	0	5	9	0	202
Southwestern U	36	160	9	58	998	2	14	1,277
Texas Christian U	464	585	52	207	6,679	406	472	8,865
Texas C	678	54	0	1	15	0	7	755
Texas Lutheran U	130	251	6	19	980	11	32	1,429
Texas Wesleyan U	384	416	22	89	1,654	0	365	2,930
Trinity U	85	297	26	179	1,663	104	344	2,698
U of Dallas	231	340	9	226	1,661	258	216	2,941
U of the Incarnate Word	385	2,914	31	128	1,382	219	329	5,388
U of Mary Hardin-Baylor	290	336	16	50	2,029	14	0	2,735
U of St. Thomas	399	844	20	319	1,439	191	312	3,524
Wayland Baptist U	399	728	21	45	2,095	24	512	3,824
Wiley C	756	42	2	3	32	27	0	862
<b>TOTAL</b>	<b>13,260</b>	<b>18,347</b>	<b>695</b>	<b>4,792</b>	<b>67,762</b>	<b>4,699</b>	<b>4,933</b>	<b>114,488</b>
<b>PERCENTAGE</b>	<b>11.6%</b>	<b>16.0%</b>	<b>0.6%</b>	<b>4.2%</b>	<b>59.2%</b>	<b>4.1%</b>	<b>4.3%</b>	<b>95.7%</b>

# Part I: Student Data

ICUT INSTITUTION	AFRICAN AMERICAN	HISPANIC	AMERICAN INDIAN	ASIAN/PACIFIC	WHITE	NON-US RESIDENT	NOT REPORTED
Abilene Christian U	6.8%	6.0%	0.6%	1.1%	79.0%	4.5%	2.1%
Amberton U	31.0%	6.0%	1.0%	2.0%	52.0%	0.0%	8.0%
Austin C	2.7%	9.5%	1.1%	12.7%	72.2%	1.8%	0.0%
Baylor U	7.1%	8.9%	0.6%	6.1%	72.5%	2.8%	2.0%
C of St. Thomas More	1.2%	3.7%	0.0%	0.0%	95.1%	0.0%	0.0%
Concordia U at Austin	9.7%	17.1%	0.1%	1.2%	63.3%	0.2%	8.4%
Dallas Baptist U	20.6%	8.8%	0.8%	1.7%	60.2%	7.8%	0.0%
East Texas Baptist U	15.5%	4.3%	1.0%	0.7%	77.4%	1.0%	0.2%
Hardin-Simmons U	5.0%	8.8%	0.8%	0.9%	73.3%	0.5%	10.8%
Houston Baptist U	18.4%	15.0%	0.4%	13.9%	44.1%	6.3%	1.9%
Howard Payne U	7.2%	14.0%	0.9%	0.7%	73.1%	0.2%	4.0%
Huston-Tillotson U	77.4%	9.7%	0.0%	1.1%	7.8%	1.8%	2.3%
Jacksonville C	13.9%	11.3%	0.3%	0.6%	69.4%	4.5%	0.0%
Jarvis Christian C	94.5%	4.1%	0.0%	0.0%	1.2%	0.1%	0.0%
LeTourneau U	22.8%	8.1%	0.6%	1.2%	64.0%	0.9%	2.4%
Lon Morris C	20.2%	12.4%	0.5%	0.3%	58.3%	6.6%	1.8%
Lubbock Christian U	5.2%	13.4%	0.5%	0.8%	78.7%	0.9%	0.6%
McMurry U	12.9%	15.2%	0.7%	0.8%	66.7%	1.0%	2.6%
Our Lady of the Lake U	7.3%	60.4%	0.3%	1.3%	18.0%	0.9%	11.7%
Paul Quinn C	89.2%	2.2%	0.0%	0.1%	0.4%	8.2%	0.0%
Rice U	5.2%	9.6%	0.4%	13.7%	48.6%	16.2%	6.3%
St. Edward's U	5.2%	27.4%	0.7%	2.8%	56.4%	2.2%	5.2%
St. Mary's U	3.6%	53.0%	0.3%	2.8%	31.2%	3.0%	6.1%
Schreiner U	3.0%	20.1%	0.6%	1.6%	73.9%	0.8%	0.0%
Southern Methodist U	6.0%	8.0%	0.6%	6.7%	70.8%	8.0%	0.0%
SW Adventist U	13.1%	24.2%	1.0%	9.1%	38.8%	10.1%	3.6%
SW Assemblies of God U	5.7%	13.9%	1.8%	1.0%	75.4%	1.3%	0.8%
SW Christian C	92.1%	1.0%	0.0%	0.0%	2.5%	4.5%	0.0%
Southwestern U	2.8%	12.5%	0.7%	4.5%	78.2%	0.2%	1.1%
Texas Christian U	5.2%	6.6%	0.6%	2.3%	75.3%	4.6%	5.3%
Texas C	89.8%	7.2%	0.0%	0.1%	2.0%	0.0%	0.9%
Texas Lutheran U	9.1%	17.6%	0.4%	1.3%	68.6%	0.8%	2.2%
Texas Wesleyan U	13.1%	14.2%	0.8%	3.0%	56.5%	0.0%	12.5%
Trinity U	3.2%	11.0%	1.0%	6.6%	61.6%	3.9%	12.8%
U of Dallas	7.9%	11.6%	0.3%	7.7%	56.5%	8.8%	7.3%
U of the Incarnate Word	7.1%	54.1%	0.6%	2.4%	25.6%	4.1%	6.1%
U of Mary Hardin-Baylor	10.6%	12.3%	0.6%	1.8%	74.2%	0.5%	0.0%
U of St. Thomas	11.3%	24.0%	0.6%	9.1%	40.8%	5.4%	8.9%
Wayland Baptist U	10.4%	19.0%	0.5%	1.2%	54.8%	0.6%	13.4%
Wiley C	87.7%	4.9%	0.2%	0.3%	3.7%	3.1%	0.0%

Source: IPEDS Fall Enrollment 2006

# Institution-level Data

## Degrees Awarded 2005-2006

ICUT INSTITUTION	ASSOC	BACH	MAST	DOCT	PROF	TOTAL
Abilene Christian U	2	790	155	4	25	976
Amberton U*	0	122	330	0	0	452
Austin C	0	316	25	0	0	341
Baylor U	0	2,209	544	108	226	3,087
C of St. Thomas More	0	3	0	0	0	3
Concordia U at Austin	22	157	32	0	0	211
Dallas Baptist U	0	771	418	0	0	1,189
East Texas Baptist U	0	221	0	0	0	221
Hardin-Simmons U	0	333	97	26	13	469
Houston Baptist U	6	289	127	0	0	422
Howard Payne U	5	238	0	0	0	243
Huston-Tillotson U	0	80	0	0	0	80
Jacksonville C	44	0	0	0	0	44
Jarvis Christian C	0	88	0	0	0	88
LeTourneau U	0	528	165	0	0	693
Lon Morris C	75	0	0	0	0	75
Lubbock Christian U	0	363	64	0	2	429
McMurry U	0	223	0	0	0	223
Our Lady of the Lake U	0	377	330	10	0	717
Paul Quinn C	0	149	0	0	0	149
Rice U	0	811	486	147	0	1,444
St. Edward's U	0	734	293	0	0	1,027
St. Mary's U	0	508	199	8	242	957
Schreiner U	0	112	16	0	0	128
Southern Methodist U	0	1,583	1,122	52	316	3,073
SW Adventist U	28	123	14	0	0	165
SW Assemblies of God U	49	229	50	0	0	328
SW Christian C	49	9	0	0	0	58
Southwestern U	0	298	0	0	0	298
Texas Christian U	0	1,506	439	15	40	2,000
Texas C	0	74	0	0	0	74
Texas Lutheran U	0	254	0	0	0	254
Texas Wesleyan U	0	305	160	0	177	642
Trinity U	0	595	116	0	0	711
U of Dallas	0	224	537	8	0	769
U of the Incarnate Word	5	695	231	15	0	946
U of Mary Hardin-Baylor	0	478	37	0	0	515
U of St. Thomas	0	339	366	0	10	715
Wayland Baptist U	175	998	182	0	0	1,355
Wiley C	0	135	0	0	0	135
<b>TOTAL</b>	<b>460</b>	<b>17,267</b>	<b>6,535</b>	<b>393</b>	<b>1,051</b>	<b>25,706</b>
<b>PERCENTAGE</b>	<b>1.8%</b>	<b>67.2%</b>	<b>25.4%</b>	<b>1.5%</b>	<b>4.1%</b>	<b>100.0%</b>

\*Numbers reported directly from institution

Note: An additional 1,766 Bachelor's degrees and 157 Master's degrees were awarded in 2nd major fields.

Source: IPEDS Completions, 2005-2006

**Persistence of 2005 First-time Entering  
Undergraduates to Fall 2006 at  
ICUT Institutions (19,004 students)**

<b>ENROLLMENT</b>	<b>NUMBER</b>	<b>PERCENT</b>	<b>CUMULATIVE NUMBER OF STUDENTS</b>	<b>CUMULATIVE PERCENT</b>
Same ICUT Institution	13,904	73.16	13,904	73.16
Other ICUT Institution	237	1.25	14,141	74.41
Public 2 or 4 Year Institution	2,099	11.05	16,240	85.46
Not Found in Texas Institution	2,764	14.54	19,004	100.00

## Institution-level Data

---

### Persistence of 2005 First-time Entering Undergraduate TEG Recipients to Fall 2006 at ICUT Institutions (6,257 students)

<u>ENROLLMENT</u>	<u>NUMBER</u>	<u>PERCENT</u>	<u>CUMULATIVE NUMBER OF STUDENTS</u>	<u>CUMULATIVE PERCENT</u>
Same ICUT Institution	4,329	69.19	4,329	69.19
Other ICUT Institution	93	1.49	4,422	70.67
Public 2 or 4 Year Institution	937	14.98	5,359	85.65
Not Found in Texas Institution	898	14.35	6,257	100.00

---

**Part II:**  
**Student Financial**  
**Aid Data**



---

## Summary of Student Financial Aid Data

The average cost of attending an ICUT institution, shown in the Student Costs table, grew 7.2% between 2005-06 and 2006-07.

Student financial aid from all sources increased 1.2% in 2005-06 over 2004-05. There was a decrease of 6.9% in federal aid; a 8.6% increase in state aid; a 9.5% increase in institutional aid; and an increase of 13.4% in other aid. As a percentage of the total, aid provided by the federal government decreased from 2004-2005 (55.7%) to 2005-2006 (51.3%).

The number of students who received Tuition Equalization Grants at ICUT institutions increased from 24,790 in 2004-05 to 28,747 in 2005-06, 16.0%. The average grant amount increased from \$2,739 to \$2,931, 7.0%.

The number of TEXAS Grant recipients decreased by 24.5%. The total grant amount decreased from \$22,333,593 in 2004-05 to \$17,813,509 in 2005-06, 20.2%. The average grant increased from \$3,337 to \$3,523, 5.6%. The decrease in funds is due to the phasing out of the TEXAS Grant program at independent institutions.

The total grant amount for Texas College Work-Study awards decreased 17.4% from \$1,312,537 in 2004-05 to \$1,083,510 in 2005-06. The number of recipients decreased 5.7%, from 1,161 in 2004-05 to 1,095 in 2005-06. The average grant decreased 12.5% from \$1,131 in 2004-05 to \$990 in 2005-06.

# Institution-level Data

## Student Costs 2006-2007 Academic Year

ICUT INSTITUTION	TUITION & FEES	ROOM & BOARD	TOTAL
Abilene Christian U	\$16,330	\$6,120	\$22,450
Amberton U (1)	6,000		6,000
Austin C	23,540	7,741	31,281
Baylor U	22,869	7,125	29,994
C of St. Thomas More	12,000	5,600	17,600
Concordia U at Austin	17,800	4,500	22,300
Dallas Baptist U	13,650	4,959	18,609
East Texas Baptist U	13,720	4,190	17,910
Hardin-Simmons U	15,626	4,580	20,206
Houston Baptist U	16,500	4,500	21,000
Howard Payne U	14,470	4,722	19,192
Huston-Tillotson U	8,610	6,224	14,834
Jacksonville C	5,846	2,891	8,737
Jarvis Christian C	7,990	4,810	12,800
LeTourneau U	16,920	6,590	23,510
Lon Morris C	10,400	6,000	16,400
Lubbock Christian U	13,644	5,530	19,174
McMurry U	15,320	5,918	21,238
Our Lady of the Lake U	17,900	5,768	23,668
Paul Quinn C	7,650	4,700	12,350
Rice U	26,974	9,590	36,564
St. Edward's U	18,800	6,600	25,400
St. Mary's U	19,334	6,680	26,014
Schreiner U	15,880	7,580	23,460
Southern Methodist U	28,630	9,696	38,326
SW Adventist U	13,636	6,124	19,760
SW Assemblies of God U	10,388	4,868	15,256
SW Christian C	5,887	4,430	10,317
Southwestern U	23,650	7,815	31,465
Texas Christian U	22,980	7,520	30,500
Texas C	8,746	5,600	14,346
Texas Lutheran U	18,840	6,260	25,100
Texas Wesleyan U	14,875	2,750	17,625
Trinity U	24,131	8,198	32,329
U of Dallas	21,805	7,332	29,137
U of the Incarnate Word	17,400	6,475	23,875
U of Mary Hardin-Baylor	15,660	4,032	19,692
U of St. Thomas	17,868	6,700	24,568
Wayland Baptist U	11,000	3,986	14,986
Wiley C	7,848	4,826	12,674
<b>TOTAL AVERAGE</b>	<b>\$15,528</b>	<b>\$5,885</b>	<b>\$21,266</b>

(1) Amberton University is not included in the Total Average for Room and Board, as they do not have on-campus housing and students do not pay room and board.

Source: ICUT Data Collection 2006

## Part II: Student Financial Aid Data

### Sources of Student Aid 2005-2006

ICUT INSTITUTION	FEDERAL	STATE	INSTITUTIONAL	OTHER	TOTAL
Abilene Christian U	\$26,995,750	\$7,323,747	\$20,160,762	\$0	\$54,480,259
Amberton U (1)					
Austin C	9,868,667	2,475,235	10,661,081	463,953	23,468,936
Baylor U	71,576,890	18,254,904	50,748,872	3,748,230	144,328,896
C of St. Thomas More	66,100	38,604	31,960	0	136,664
Concordia U at Austin	6,577,953	1,222,759	3,874,110	0	11,674,822
Dallas Baptist U	24,903,612	2,755,456	10,252,005	5,298,727	43,209,800
East Texas Baptist U	7,241,489	2,721,140	4,726,955	1,118,406	15,807,990
Hardin-Simmons U	16,271,704	3,002,912	9,517,266	3,214,006	32,005,888
Houston Baptist U	14,861,479	2,644,481	5,393,511	1,275,654	24,175,125
Howard Payne U	7,358,630	2,012,656	4,005,988	544	13,377,818
Huston-Tillotson U	4,914,927	1,036,036	842,718	2,126	6,795,807
Jacksonville C	458,024	408,937	424,592	59,924	1,351,477
Jarvis Christian C	1,776,126	919,759	1,011,257	0	3,707,142
LeTourneau U	30,695,347	1,183,832	6,426,654	432,056	38,737,889
Lon Morris C	1,738,364	572,445	1,698,494	136,157	4,145,460
Lubbock Christian U	15,548,695	2,541,333	4,990,706	306,706	23,387,440
McMurry U	9,787,414	3,430,721	6,241,082	1,266,194	20,725,411
Our Lady of the Lake U	21,238,444	3,920,796	3,821,980	2,163,855	31,145,075
Paul Quinn C	4,295,174	861,962	536,476	374,355	6,067,967
Rice U	10,144,921	2,409,288	24,854,494	2,327,515	39,736,218
St. Edward's U	32,268,322	6,758,272	14,305,001	690,417	54,022,012
St. Mary's U	37,653,867	10,998,504	18,196,334	908,876	67,757,581
Schreiner U	6,482,828	1,222,857	3,695,236	218,417	11,619,338
Southern Methodist U	55,673,509	7,207,444	67,707,242	2,042,972	132,631,167
SW Adventist U	4,750,541	812,731	2,396,820	1,075,091	9,035,183
SW Assemblies of God U	10,479,603	1,328,001	2,564,891	521,483	14,893,978
SW Christian C*					
Southwestern U	10,698,404	1,611,836	9,402,631	972,827	22,685,698
Texas Christian U	8,059,195	10,287,319	41,327,090	9,806,598	69,480,202
Texas C	8,323,909	1,233,363	963,214	0	10,520,486
Texas Lutheran U	10,575,230	2,402,337	8,133,703	559,150	21,670,420
Texas Wesleyan U	27,212,702	4,080,724	10,576,539	1,158,263	43,028,228
Trinity U	15,678,357	3,325,366	16,800,995	1,887,305	37,692,023
U of Dallas	12,955,815	1,159,412	12,068,197	214,681	26,398,105
U of the Incarnate Word	29,868,961	4,653,875	9,716,047	881,638	45,120,521
U of Mary Hardin-Baylor	16,760,258	5,189,830	6,086,438	1,190,850	29,227,376
U of St. Thomas	14,785,308	2,689,753	6,149,051	681,653	24,305,765
Wayland Baptist U	11,648,287	1,498,148	2,334,927	238,817	15,720,179
Wiley C	5,495,313	658,156	852,158	501,833	7,507,460
<b>TOTAL</b>	<b>\$605,690,119</b>	<b>\$126,854,931</b>	<b>\$403,497,477</b>	<b>\$45,739,279</b>	<b>\$1,181,781,806</b>

\*Data not received

(1) Amberton University does not participate in state, federal or institutional student aid programs.

Source: ICUT

# Institution-level Data

## Tuition Equalization Grant Statistics 2005-2006\*

ICUT INSTITUTION	NUMBER OF RECIPIENTS	AWARDED
Abilene Christian U	1,481	\$4,042,001
Amberton U (1)		
Austin C	501	1,624,292
Baylor U	3,410	11,218,996
C of St. Thomas More	12	35,250
Concordia U at Austin	381	1,034,830
Dallas Baptist U	971	2,376,884
East Texas Baptist U	570	1,804,815
Hardin-Simmons U	970	2,570,050
Houston Baptist U	813	2,212,142
Howard Payne U	441	1,301,953
Huston-Tillotson U	293	867,149
Jacksonville C	182	327,477
Jarvis Christian C	308	836,271
LeTourneau U	355	971,701
Lon Morris C	175	491,133
Lubbock Christian U	695	2,128,117
McMurry U	707	1,868,767
Our Lady of the Lake U	1,132	3,117,529
Paul Quinn C	330	755,101
Rice U	566	1,932,597
St. Edward's U	1,115	3,439,789
St. Mary's U	1,454	4,742,816
Schreiner U	390	1,172,379
Southern Methodist U	1,774	5,455,714
SW Adventist U	274	614,972
SW Assemblies of God U	394	1,043,966
SW Christian C	69	158,403
Southwestern U	424	1,361,903
Texas Christian U	1,576	4,923,483
Texas College	418	1,199,811
Texas Lutheran U	566	1,741,168
Texas Wesleyan U	1,014	2,839,336
Trinity U	527	1,721,656
U of Dallas	295	888,070
U of the Incarnate Word	1,332	3,820,732
U of Mary Hardin-Baylor	1,326	3,676,930
U of St. Thomas	759	2,042,331
Wayland Baptist U	529	1,316,400
Wiley C	218	593,093
<b>TOTAL</b>	<b>28,747</b>	<b>\$84,270,007</b>

(1) Amberton University does not participate in state student aid programs.

Source: Texas Higher Education Coordinating Board, FY 2006

\*TEG Funds were used to cover TEXAS Grant obligations as the program is phased out.

## Part II: Student Financial Aid Data

### TEXAS Grant Statistics 2005-2006\*

INSTITUTION	NUMBER OF RECIPIENTS	TEXAS GRANT FUNDS AWARDED
Abilene Christian U	385	\$1,330,335
Amberton U (1)		
Austin C	62	203,606
Baylor U	554	1,943,345
C of St. Thomas More	0	0
Concordia U at Austin	25	94,270
Dallas Baptist U	44	131,123
East Texas Baptist U	172	642,154
Hardin-Simmons U	90	326,388
Houston Baptist U	120	372,482
Howard Payne U	103	373,978
Huston-Tillotson U	35	137,204
Jacksonville C	28	79,212
Jarvis Christian C	20	62,370
LeTourneau U	36	127,648
Lon Morris C	22	79,566
Lubbock Christian U	98	325,909
McMurry U	169	588,929
Our Lady of the Lake U	243	743,596
Paul Quinn C	33	104,455
Rice U	178	681,334
St. Edward's U	292	1,130,925
St. Mary's U	601	2,297,786
Schreiner U	48	179,740
Southern Methodist U	439	1,460,829
SW Adventist U	33	135,850
SW Assemblies of God U	66	187,301
SW Christian C	14	39,173
Southwestern U	45	139,482
Texas Christian U	163	592,031
Texas C	15	48,216
Texas Lutheran U	169	638,326
Texas Wesleyan U	69	266,290
Trinity U	107	411,936
U of Dallas	33	107,593
U of the Incarnate Word	152	482,160
U of Mary Hardin-Baylor	206	767,479
U of St. Thomas	120	381,884
Wayland Baptist U	61	180,236
Wiley C	6	18,368
<b>TOTAL</b>	<b>5,056</b>	<b>\$17,813,509</b>

(1) Amberton University does not participate in state student aid programs.

Source: Texas Higher Education Coordinating Board, FY 2006

\*TEG Funds were used to cover TEXAS Grant obligations as the program is phased out.

# Institution-level Data

---

## Texas College Work Study 2005-2006

<b>INSTITUTION</b>	<b>NUMBER OF RECIPIENTS</b>	<b>WORK STUDY FUNDS AWARDED</b>
Abilene Christian U	66	\$82,516
Amberton U (1)		
Austin C	22	25,593
Baylor U	60	103,316
C of St. Thomas More	4	2,814
Concordia U at Austin	6	9,924
Dallas Baptist U	42	31,576
East Texas Baptist U	13	17,677
Hardin-Simmons U	61	25,690
Houston Baptist U	92	30,947
Howard Payne U	10	14,047
Huston-Tillotson U	4	7,980
Jacksonville C	18	2,995
Jarvis Christian C	12	7,881
LeTourneau U	27	29,083
Lon Morris C	4	2,328
Lubbock Christian U	116	25,849
McMurry U	60	53,642
Our Lady of the Lake U	23	15,232
Paul Quinn C	13	8,814
Rice U	4	6,272
St. Edward's U	53	71,654
St. Mary's U	82	55,862
Schreiner U	28	26,303
Southern Methodist U	50	71,913
SW Adventist U	14	9,688
SW Assemblies of God U	15	20,710
SW Christian C	3	2,783
Southwestern U	7	12,328
Texas Christian U	17	30,999
Texas C	18	12,126
Texas Lutheran U	11	15,309
Texas Wesleyan U	9	27,261
Trinity U	17	18,567
U of Dallas	10	16,505
U of the Incarnate Word	19	65,081
U of Mary Hardin-Baylor	77	103,347
U of St. Thomas	3	10,737
Wayland Baptist U	0	0
Wiley C	5	8,161
<b>TOTAL</b>	<b>1,095</b>	<b>\$1,083,510</b>

(1) Amberton University does not participate in state student aid programs.

Source: Texas Higher Education Coordinating Board, FY 2006

---

# Part III: Faculty Data



---

## Summary of Faculty Data

The number of full-time faculty at ICUT institutions increased from 5,614 in 2005-06 to 5,784 in 2006-07, 3.0%.

The number of tenured faculty at ICUT institutions increased by 4.5% from 2005-06 to 2006-07. Tenured faculty at the rank of professor increased by 2.3%; tenured associate professors increased by 5.4%; and tenured assistant professors increased by 21.8%.

# Institution-level Data

## Full-time Faculty 2006-2007

ICUT INSTITUTION	PROF	ASSOC	ASST	INST	LECT	OTHER	TOTAL
Abilene Christian U	56	62	68	37	0	0	223
Amberton U	15	0	0	0	0	0	15
Austin C	29	40	23	0	0	0	92
Baylor U	255	178	138	1	232	0	804
C of St. Thomas More	3	0	0	0	0	0	3
Concordia U at Austin	11	16	8	3	0	0	38
Dallas Baptist U	41	13	48	0	0	0	102
East Texas Baptist U	27	12	18	9	0	0	66
Hardin-Simmons U	56	46	36	15	0	0	153
Houston Baptist U	44	35	37	2	0	0	118
Howard Payne U	20	20	30	3	0	0	73
Huston-Tillotson U	11	10	12	4	0	0	37
Jacksonville C	0	0	0	10	0	0	10
Jarvis Christian C	7	2	13	10	1	0	33
LeTourneau U	22	17	28	5	0	0	72
Lon Morris C	1	11	11	10	4	2	39
Lubbock Christian U	20	29	24	7	3	0	83
McMurry U	22	17	24	16	0	0	79
Our Lady of the Lake U	30	40	29	6	0	0	105
Paul Quinn C	3	16	7	9	0	0	35
Rice U	262	105	131	19	55	37	609
St. Edward's U	48	48	78	8	0	5	187
St. Mary's U	77	43	48	6	9	0	183
Schreiner U	13	10	14	8	4	0	49
Southern Methodist U	205	150	144	0	137	4	640
SW Adventist U	23	13	19	1	0	0	56
SW Assemblies of God U	17	9	16	14	1	1	58
SW Christian C	0	7	2	1	0	1	11
Southwestern U	32	41	45	2	0	0	120
Texas Christian U	140	158	93	51	36	0	478
Texas C	6	7	10	11	0	0	34
Texas Lutheran U	15	27	29	2	4	0	77
Texas Wesleyan U	59	40	28	13	0	3	143
Trinity U	93	59	65	5	0	0	222
U of Dallas	34	40	47	15	0	8	144
U of the Incarnate Word	41	44	52	38	0	7	182
U of Mary Hardin-Baylor	37	45	43	5	0	3	133
U of St. Thomas	44	54	24	2	5	0	129
Wayland Baptist U	27	36	24	4	2	0	93
Wiley C	4	19	22	10	1	0	56
<b>TOTAL</b>	<b>1,850</b>	<b>1,519</b>	<b>1,488</b>	<b>362</b>	<b>494</b>	<b>71</b>	<b>5,784</b>

Source: ICUT

## Part III: Faculty Data

### Tenured Faculty 2006-2007

	PROF	ASSOC	ASST	INST	LECT	OTHER	TOTAL
Abilene Christian U	51	42	6	0	0	0	99
Amberton U	0	0	0	0	0	0	0
Austin C	29	37	0	0	0	0	66
Baylor U	223	140	12	1	0	0	376
C of St. Thomas More	0	0	0	0	0	0	0
Concordia U at Austin	2	1	0	0	0	0	3
Dallas Baptist U	2	0	0	0	0	0	2
East Texas Baptist U	2	0	0	0	0	0	0
Hardin-Simmons U	47	33	7	5	0	0	92
Houston Baptist U	0	0	0	0	0	0	0
Howard Payne U	6	0	0	0	0	0	6
Huston-Tillotson U	4	0	0	0	0	0	4
Jacksonville C	0	0	0	0	0	0	0
Jarvis Christian C	3	0	0	0	0	0	3
LeTourneau U	20	12	12	0	0	0	44
Lon Morris C	0	1	0	0	0	0	1
Lubbock Christian U	20	20	5	0	0	0	45
McMurry U	21	16	3	0	0	0	40
Our Lady of the Lake U	20	10	1	0	0	0	31
Paul Quinn C	0	0	0	0	0	0	0
Rice U	244	102	0	0	0	0	346
St. Edward's U	40	16	0	0	0	0	56
St. Mary's U	73	36	5	0	0	0	114
Schreiner U	13	8	0	0	0	0	21
Southern Methodist U	182	135	3	0	2	0	322
SW Adventist U	22	6	0	0	0	0	28
SW Assemblies of God U	8	1	5	0	0	0	14
SW Christian C	0	4	0	0	0	0	4
Southwestern U	32	35	0	0	0	0	67
Texas Christian U	131	131	2	4	0	0	268
Texas C	1	0	0	0	0	0	1
Texas Lutheran U	15	22	8	0	0	0	45
Texas Wesleyan U	57	22	3	0	0	0	82
Trinity U	93	59	1	5	0	0	158
U of Dallas	26	29	4	0	0	0	59
U of the Incarnate Word	35	26	8	1	0	0	70
U of Mary Hardin-Baylor	22	16	7	0	0	0	45
U of St. Thomas	41	38	3	0	0	0	82
Wayland Baptist U	1	0	0	0	0	0	1
Wiley C	1	1	0	0	0	0	2
<b>TOTAL</b>	<b>1,487</b>	<b>999</b>	<b>95</b>	<b>16</b>	<b>2</b>	<b>0</b>	<b>2,597</b>

Source: ICUT

## Institution-level Data

---

---

# Part IV: Financial Data



---

## Summary of Financial Data

As a whole, revenue at ICUT institutions increased by 16.7%, from \$3.02 billion in 2004-05 to \$3.52 billion in 2005-06. Private Gifts increased 47.9%, and Other Revenue, which includes investment returns, increased by 18.6%.

Total expenditures at ICUT institutions increased by 6.2%, from \$2.244 billion in 2004-05 to \$2.384 billion in 2005-06.

Land, buildings and equipment increased in value as a whole by 7.2%.

The Endowment table shows that the total market value of endowments increased by 11.16% between the beginning and end of fiscal year 2006. The endowment yield for fiscal year 2006 was 9.9% higher than the yield for fiscal year 2005.

# Institution-level Data

## Expenditures by Function 2005-2006

ICUT INSTITUTION	INSTRUCTION	RESEARCH	PUBLIC SERVICE	ACADEMIC SUPPORT	STUDENT SERVICES
Abilene Christian U	\$25,196,072	\$390,592	\$2,556,860	\$6,583,055	\$7,731,783
Amberton U	2,227,891	19,567	1,550	543,909	237,899
Austin C	11,209,160	128,167	5,200	1,998,610	5,433,832
Baylor U	148,719,000	8,111,000	4,321,000	31,992,000	24,171,000
C of St. Thomas More	211,395	0	16,162	32,872	14,845
Concordia U at Austin	5,838,272	0	0	1,039,949	2,512,603
Dallas Baptist U	19,538,568	0	0	3,080,916	11,054,364
East Texas Baptist U	6,566,600	0	0	784,087	4,886,997
Hardin-Simmons U	15,990,003	0	0	1,534,035	2,754,271
Houston Baptist U	12,877,370	0	0	2,712,994	4,279,436
Howard Payne U	6,686,660	0	0	1,221,908	3,794,250
Huston-Tillotson U	4,654,050	0	0	539,927	1,593,749
Jacksonville C	384,553	0	0	291,976	700,396
Jarvis Christian C	2,750,387	0	533,188	1,959,977	939,501
LeTourneau U	17,845,332	751,981	76,962	2,877,158	10,255,299
Lon Morris C	1,945,058	0	0	45,183	0
Lubbock Christian U	8,532,862	0	55,686	3,660,292	2,696,776
McMurry U	7,651,542	0	0	1,462,719	2,266,406
Our Lady of the Lake U	16,864,460	0	0	6,357,780	7,166,988
Paul Quinn C	2,580,381	0	0	1,454,790	2,505,621
Rice U	171,519,345	52,812,733	3,922,808	31,120,517	32,813,385
St. Edward's U	28,854,781	0	0	10,256,441	9,778,867
St. Mary's U	27,587,846	456,460	1,399,913	10,465,114	8,967,687
Schreiner U	5,349,816	0	0	1,290,199	3,276,923
Southern Methodist U	103,436,000	12,694,000	8,404,000	56,169,000	26,468,000
SW Adventist U	5,348,228	0	130,499	925,177	1,623,832
SW Assemblies of God U	4,774,112	0	0	1,837,964	622,981
SW Christian C	631,038	0	35,517	135,839	301,615
Southwestern U	17,853,630	559,682	122,097	2,871,157	7,963,239
Texas Christian U	90,725,000	5,966,000	0	27,328,000	17,624,000
Texas C	1,866,120	0	0	2,066,740	1,677,239
Texas Lutheran U	7,208,551	39,800	519,847	1,650,839	5,256,931
Texas Wesleyan U	20,221,902	136,387	0	3,227,747	4,915,720
Trinity U	31,823,080	935,533	2,762,801	7,993,477	14,029,570
U of Dallas	20,153,129	74,834	0	3,709,655	6,886,586
U of the Incarnate Word	22,529,353	83,285	1,812	9,340,205	3,502,782
U of Mary Hardin-Baylor	14,930,322	0	0	2,384,876	8,140,335
U of St. Thomas	17,925,436	0	0	2,795,316	4,856,478
Wayland Baptist U	19,465,746	0	505,621	1,877,136	3,823,111
Wiley C	3,141,063	0	122,193	1,536,580	869,130
<b>TOTAL</b>	<b>\$933,614,114</b>	<b>\$83,160,021</b>	<b>\$25,493,716</b>	<b>\$249,156,116</b>	<b>\$258,394,427</b>

Source: IPEDS-F, Finance, 2006

## Part IV: Financial Data

### Expenditures by Function (continued) 2005-2006

ICUT INSTITUTION	INSTITUTIONAL SUPPORT	AUXILIARY ENTERPRISES	NET AID TO STUDENTS	OTHER	TOTAL
Abilene Christian U	\$20,478,186	\$21,819,432	\$0	\$1	\$84,755,981
Amberton U	1,977,166	0	0	0	5,007,982
Austin C	6,232,233	1,573,461	0	11,116,272	37,696,935
Baylor U	42,542,000	57,347,000	0	0	317,203,000
C of St. Thomas More	178,956	29,221	0	161,782	645,233
Concordia U at Austin	3,561,245	1,899,735	0	0	14,851,804
Dallas Baptist U	10,384,448	3,198,834	0	0	47,257,130
East Texas Baptist U	3,998,389	3,935,687	0	0	20,171,760
Hardin-Simmons U	5,625,875	7,437,819	0	-651,016	32,690,987
Houston Baptist U	7,124,435	4,360,182	3,513,962	0	34,868,379
Howard Payne U	3,510,293	2,628,411	3,518,089	7,740	21,367,351
Huston-Tillotson U	3,350,244	1,005,116	1,241,842	2,723,076	15,108,004
Jacksonville C	628,339	374,306	0	634,031	3,013,601
Jarvis Christian C	3,617,635	2,004,985	0	0	11,805,673
LeTourneau U	5,521,814	5,740,043	0	0	43,068,589
Lon Morris C	3,667,257	1,369,135	1,684,188	1,306,625	10,017,446
Lubbock Christian U	4,279,931	5,344,843	0	7,007,305	31,577,695
McMurry U	2,862,506	5,213,285	307,328	0	19,763,786
Our Lady of the Lake U	11,108,681	3,241,933	0	0	44,739,842
Paul Quinn C	3,744,260	957,170	1,110,232	0	12,352,454
Rice U	34,495,717	33,475,532	11,177,963	0	371,338,000
St. Edward's U	12,482,550	10,181,369	0	0	71,554,008
St. Mary's U	12,607,738	10,498,060	0	0	71,982,818
Schreiner U	4,464,022	3,594,295	0	0	17,975,255
Southern Methodist U	61,514,000	42,662,000	2,677,000	1,833,000	315,857,000
SW Adventist U	3,983,197	2,551,937	0	0	14,562,870
SW Assemblies of God U	2,886,944	1,733,061	0	5,929,662	17,784,724
SW Christian C	496,830	510,936	407,989	2,923,254	5,443,018
Southwestern U	13,473,021	8,503,709	0	0	51,346,535
Texas Christian U	22,769,000	60,213,000	2,355,000	6,586,000	233,566,000
Texas C	3,900,059	2,053,902	0	0	11,564,060
Texas Lutheran U	7,278,988	5,035,191	0	0	26,990,147
Texas Wesleyan U	8,741,526	3,433,856	0	-1,398,820	39,278,318
Trinity U	18,334,996	13,324,987	0	0	89,204,444
U of Dallas	6,071,354	7,124,107	0	0	44,019,665
U of the Incarnate Word	12,699,013	6,784,323	0	1,355,994	56,296,767
U of Mary Hardin-Baylor	6,119,710	8,258,849	0	0	39,834,092
U of St. Thomas	9,241,291	4,879,583	0	0	39,698,104
Wayland Baptist U	4,203,512	3,211,614	0	5,886,287	38,973,027
Wiley C	6,266,230	2,614,847	1,001,389	2,850,102	18,401,534
<b>TOTAL</b>	<b>\$396,423,591</b>	<b>\$360,125,756</b>	<b>\$28,994,982</b>	<b>\$48,271,295</b>	<b>\$2,383,634,018</b>

(1) Net aid to students refers to student grants that are reported as expenditures. It does not include student aid in the form of work study or reduced tuition.

# Institution-level Data

## Sources of Revenue 2005-2006

ICUT INSTITUTION	TUITION & FEES	GOVT APPROP	GOVT GRANTS	PRIVATE GIFTS	OTHER REVENUE	TOTAL
Abilene Christian U	\$45,819,480	\$0	\$2,236,763	\$17,713,504	\$58,422,289	\$124,192,036
Amberton U	5,651,820	0	0	0	398,094	6,049,914
Austin C	18,371,423	0	597,269	13,676,840	23,386,401	56,031,933
Baylor U	200,449,000	0	24,209,000	38,112,000	224,705,000	487,475,000
C of St. Thomas More	296,290	0	49,376	350,557	82,658	778,881
Concordia U at Austin	10,151,145	0	1,343,512	1,460,274	3,116,702	16,071,633
Dallas Baptist U	36,718,906	0	467,332	9,528,188	10,470,497	57,184,923
East Texas Baptist U	10,210,637	0	0	5,758,422	11,068,707	27,037,766
Hardin-Simmons U	20,158,863	0	216,001	14,205,149	17,945,467	52,525,480
Houston Baptist U	20,734,850	0	0	5,716,426	8,850,247	35,301,523
Howard Payne U	11,550,048	0	1,978,725	5,351,292	9,063,777	27,943,842
Huston-Tillotson U	4,795,288	0	2,801,264	6,103,368	2,096,425	15,796,345
Jacksonville C	1,095,504	0	415,637	860,351	868,012	3,239,504
Jarvis Christian C	2,333,105	0	5,444,619	1,069,999	2,070,534	10,918,257
LeTourneau U	36,052,195	0	2,333,485	2,912,911	8,041,203	49,339,794
Lon Morris C	2,794,645	0	1,093,658	960,211	3,146,954	7,995,468
Lubbock Christian U	11,831,657	0	2,149,638	3,545,808	19,453,751	36,980,854
McMurry U	13,377,487	0	4,278,477	4,198,833	7,174,891	29,029,688
Our Lady of the Lake U	27,785,688	0	4,609,032	2,667,707	10,894,569	45,956,996
Paul Quinn C	4,359,654	0	3,940,896	339,746	3,768,552	12,408,848
Rice U	71,354,000	0	65,044,878	107,021,122	562,463,000	805,883,000
St. Edward's U	56,062,972	0	3,039,089	7,351,177	18,057,498	84,510,736
St. Mary's U	42,871,595	0	12,938,511	29,174,678	24,480,006	109,464,790
Schreiner U	6,814,961	0	158,198	7,851,473	7,237,557	22,062,189
Southern Methodist U	176,769,000	0	17,138,000	66,134,000	140,261,000	400,302,000
SW Adventist U	7,364,938	0	1,017,100	1,863,084	9,155,832	19,400,954
SW Assemblies of God U	8,397,850	0	3,221,535	3,292,938	3,863,262	18,775,585
SW Christian C	816,835	0	1,737,862	1,735,468	1,338,658	5,628,823
Southwestern U	18,919,406	0	553,691	7,975,869	19,784,172	47,233,138
Texas Christian U	129,011,000	0	6,685,000	33,087,000	200,210,000	368,993,000
Texas C	3,122,215	0	7,201,671	1,312,769	2,964,436	14,601,091
Texas Lutheran U	13,429,023	0	3,141,802	4,659,678	15,876,681	37,107,184
Texas Wesleyan U	31,538,448	0	1,390,015	3,455,766	7,198,800	43,583,029
Trinity U	37,976,898	0	1,799,960	18,590,859	124,589,012	182,956,729
U of Dallas	26,412,184	0	772,911	5,884,115	13,488,234	46,557,444
U of the Incarnate Word	48,895,582	0	5,229,402	8,055,002	9,093,080	71,273,066
U of Mary Hardin-Baylor	25,950,861	0	531,103	4,926,229	17,196,011	48,604,204
U of St. Thomas	30,111,521	0	403,878	8,874,443	5,056,320	44,446,162
Wayland Baptist U	20,947,797	0	976,675	4,250,776	11,505,591	37,680,839
Wiley C	2,850,108	0	5,899,687	2,630,807	1,795,323	13,175,925
<b>TOTAL</b>	<b>\$1,244,154,879</b>	<b>\$0</b>	<b>\$197,045,652</b>	<b>\$462,658,839</b>	<b>\$1,620,639,203</b>	<b>\$3,524,498,573</b>

Source: IPEDS Finance, 2006

## Part IV: Financial Data

### Land, Buildings and Equipment 2005-2006

ICUT INSTITUTION	LAND AND LAND IMPROVEMENTS	BUILDINGS	EQUIPMENT (INCLUDING ART AND LIBRARY)	TOTAL
Abilene Christian U	\$2,904,699	\$134,314,392	\$23,809,014	\$161,028,105
Amberton U	200,000	1,703,592	974,988	2,878,580
Austin C	9,792,524	73,302,124	17,078,637	100,173,285
Baylor U	28,815,000	547,679,000	158,778,000	735,272,000
C of St. Thomas More	135,892	913,334	269,964	1,319,190
Concordia U at Austin	1,293,932	28,397,248	6,322,215	36,013,395
Dallas Baptist U	11,839,393	46,762,500	12,696,170	71,298,063
East Texas Baptist U	4,965,223	28,690,849	8,091,180	41,747,252
Hardin-Simmons U	1,324,277	53,738,429	19,092,735	74,155,441
Houston Baptist U	7,322,691	37,464,947	20,040,706	64,828,344
Howard Payne U	2,144,957	31,845,978	2,212,319	36,203,254
Huston-Tillotson U	1,775,081	5,821,752	1,489,555	9,086,388
Jacksonville C	194,998	2,692,967	959,631	3,847,596
Jarvis Christian C	61,509	20,415,263	9,972,482	30,449,254
LeTourneau U	7,616,528	66,785,204	16,026,229	90,427,961
Lon Morris C	262,595	15,726,135	6,167,880	22,156,610
Lubbock Christian U	6,606,448	27,961,781	9,288,424	43,856,653
McMurry U	1,577,693	28,583,579	15,105,523	45,266,795
Our Lady of the Lake U	2,217,126	39,632,903	25,527,908	67,377,937
Paul Quinn C	3,175,694	7,072,335	1,242,858	11,490,887
Rice U	18,105,000	424,679,000	146,105,000	588,889,000
St. Edward's U	3,155,589	121,612,626	22,157,671	146,925,886
St. Mary's U	11,797,843	75,408,288	38,626,406	125,832,537
Schreiner U	8,971,742	31,650,009	11,256,048	51,877,799
Southern Methodist U	142,321,000	489,164,000	91,970,000	723,455,000
SW Adventist U	2,519,225	21,766,991	7,272,364	31,558,580
SW Assemblies of God U	655,254	18,425,679	5,506,970	24,587,903
SW Christian C	110,246	2,498,287	757,240	3,365,773
Southwestern U	13,679,950	97,019,437	28,662,092	139,361,479
Texas Christian U	29,052,000	364,148,000	102,089,000	495,289,000
Texas C	174,480	6,181,419	5,304,895	11,660,794
Texas Lutheran U	10,583,105	43,416,912	11,640,300	65,640,317
Texas Wesleyan U	4,101,187	50,670,240	38,460,327	93,231,754
Trinity U	17,490,196	157,642,880	69,537,908	244,670,984
U of Dallas	18,376,792	64,599,461	12,676,273	95,652,526
U of the Incarnate Word	2,414,212	74,205,543	17,651,695	94,271,450
U of Mary Hardin-Baylor	9,855,486	60,387,855	15,060,837	85,304,178
U of St. Thomas	16,283,878	68,446,450	20,950,207	105,680,535
Wayland Baptist U	4,415,826	38,824,515	16,804,701	60,045,042
Wiley C	874,519	17,565,062	9,190,774	27,630,355
<b>TOTAL</b>	<b>409,163,790</b>	<b>3,427,816,966</b>	<b>1,026,827,126</b>	<b>4,863,807,882</b>

Source: IPEDS Finance, 2006

# Institution-level Data

## Endowment 2006

ICUT INSTITUTION	FY 2006 BEGINNING MARKET VALUE	FY 2006 ENDING MARKET VALUE	FY 2006 ENDOWMENT YIELD
Abilene Christian U	\$189,786,539	\$228,761,113	\$9,715,283
Amberton U	16,600,000	18,502,773	203,371
Austin C	107,886,955	120,221,782	3,833,270
Baylor U	745,751,000	870,364,000	45,654,000
C of St. Thomas More	111,151	114,718	856
Concordia U at Austin	11,679,828	12,070,225	549,397
Dallas Baptist U	27,832,841	30,503,577	1,513,349
East Texas Baptist U	51,001,631	56,158,298	2,744,753
Hardin-Simmons U	87,136,199	104,693,614	5,165,374
Houston Baptist U	84,627,146	82,289,211	2,351,844
Howard Payne U	40,795,800	44,355,138	2,472,056
Huston-Tillotson U	0	0	611,419
Jacksonville C	2,421,189	2,593,268	131,932
Jarvis Christian C	11,824,774	11,824,774	0
LeTourneau U	5,152,885	5,864,674	84,829
Lon Morris C	19,389,941	17,626,455	501,824
Lubbock Christian U	11,116,779	11,642,487	179,101
McMurry U	46,390,952	47,927,027	2,038,737
Our Lady of the Lake U	25,934,755	26,838,170	645,950
Paul Quinn C	5,989,660	6,208,815	101,295
Rice U	3,752,895,796	4,118,919,949	70,679,715
St. Edward's U	44,955,000	53,562,000	517,320
St. Mary's U	103,505,043	135,887,844	1,143,157
Schreiner U	38,046,172	42,674,756	2,080,077
Southern Methodist U	1,008,505,188	1,127,671,239	14,431,894
SW Adventist U	4,020,134	5,692,707	555,928
SW Assemblies of God U	2,799,639	3,000,064	163,495
SW Christian C*			
Southwestern U	279,293,177	279,939,773	12,063,349
Texas Christian U	987,889,487	1,117,209,000	36,242,000
Texas C	1,271,488	1,322,521	41,339
Texas Lutheran U	51,678,786	58,523,550	2,495,134
Texas Wesleyan U	39,629,700	43,890,300	4,317,654
Trinity U	733,261,357	814,671,694	54,042,781
U of Dallas	43,782,863	44,066,403	371,405
U of the Incarnate Word	33,648,754	35,981,039	784,085
U of Mary Hardin-Baylor	49,437,151	55,365,000	2,837,000
U of St. Thomas	41,015,685	44,439,700	2,246,147
Wayland Baptist U	46,290,427	49,427,546	4,910,613
Wiley C	3,853,054	3,978,121	88,498
<b>TOTAL</b>	<b>\$8,757,208,926</b>	<b>\$9,734,783,325</b>	<b>\$288,510,231</b>

\*Data not received

Source: ICUT



