

**ICUT**  
**Annual Statistical Report**  
**2009**



Independent Colleges and Universities of Texas, Inc.  
Stretching Minds. Stretching Money.



---

# ICUT Annual Statistical Report 2009

Carol McDonald  
*President*

## ICUT

Independent Colleges and Universities of Texas, Inc.  
400 West 15th Street, Suite 850  
P.O. Box 13105, Austin, Texas 78711-3105

---

## TABLE OF CONTENTS

<b>Preface</b>	i
<b>Acknowledgments</b>	iii
<b>ICUT</b>	v
<b>ICUT Institutions</b>	vii
<b>Introduction</b>	1
<b>Section 1: OVERVIEW OF ICUT INSTITUTIONS</b>	
Enrollment	4
Student Credit Hours	4
Enrollment by Ethnicity	5
Enrollment by Geographic Distribution	6
Degrees Awarded	6
Sources of Student Financial Aid	7
Average Tuition and Fees	7
Full-time Faculty	8
Expenditures	9
Sources of Revenue	10
<b>Section 2: FIVE-YEAR TRENDS</b>	
Total Enrollment	12
Minority Enrollment	13
Tuition and Fees	14
Institutional Financial Aid	15
Student-to-faculty Ratio	16

---

### Section 3: INSTITUTION-LEVEL DATA

#### Part I: Student Data

Summary of Student Data	21
Enrollment	22
First-time, First-year, Degree-seeking	23
Semester Credit Hours	24
Geographic Distribution	25
Ethnicity	26
Degrees Awarded	28
Persistence and Graduation of Undergraduates	29

#### Part II: Student Financial Aid Data

Summary of Student Financial Aid Data	33
Student Costs	34
Sources of Student	35
Tuition Equalization Grant Statistics	36
TEXAS Grant Statistics	37
Texas College Work Study Statistics	38
Persistence and Graduation of TEG Recipients	39

#### Part III: Faculty Data

Summary of Faculty Data	43
Full-time Faculty	44
Tenured Faculty	46

#### Part IV: Financial Data

Summary of Financial Data	49
Expenditures by Function	50
Sources of Revenue	52
Land, Buildings and Equipment	53
Endowment	54



---

## **Preface**

The 2009 ICUT Annual Statistical Report presents data by institution for all 40 ICUT institutions. Data collected on students, faculty, student financial aid, and institutional finances are presented in four parts and include summary pages comparing the totals with the previous year. Every effort has been made to ensure comparability with the previous year's data.

The 2009 Annual Statistical Report was produced by Elizabeth Puthoff and was edited by Carol McDonald and Nancy Ward.



---

## Acknowledgments

The ICUT staff wishes to thank member institutions for collecting the data presented in this report. Special thanks go to the Institutional Research Officers, Financial Aid Officers and Chief Financial Officers for the time and energy they expended to provide us the information that is presented here. We could not have produced this report without their help.

Since the analyses in any report are only as good as the data upon which they are based, we sincerely appreciate the careful and conscientious efforts of all who provide information.

The ICUT Staff



---

ICUT  
Independent Colleges and Universities of Texas  
Stretching Minds. Stretching Money.

**Our purpose...**

ICUT works with the Legislature, state agencies and other appropriate organizations to promote access for all Texans to the state's private colleges and universities.

**Our primary activity is to support and enhance the Tuition Equalization Grant...**

The TEG offers two compelling advantages:

*The TEG stretches the state's higher education dollar.* Helping students find places at private colleges or universities costs less than educating them at state universities.

*The TEG helps Texas students from all legislative districts* attend the colleges of their choice.

**Other important ICUT activities include...**

***Helping legislators find information they need about higher education.***

*Monitoring the legislative process* on behalf of Texas' private institutions and assisting them with appropriate responses and initiatives.

*Finding ways to control costs* at ICUT institutions by negotiating as a group for goods and services.

**An established institution...**

Founded in 1965, ICUT is a public policy organization in Austin which helps legislators, state administrators, high school counselors and students understand the TEG and other public policy issues that provide access to Texas' private colleges and universities.

**How the TEG stretches taxpayers' dollars**

The average TEG award in fiscal year 2008 was \$3,301. In contrast, about \$6,662 was appropriated for every full-time student enrolled at a state university—almost a two-to-one savings. It would cost taxpayers more than \$207.5 million to enroll TEG recipients in state universities, and this would strain the capacity of those institutions.

**How the TEG helps Texans**

Texas students seeking TEG assistance must demonstrate financial need through the Free Application for Federal Student Aid (FAFSA). To qualify, students must be Texas residents, enroll a least 3/4 time, maintain a 2.5 GPA by the end of their second year, pay higher tuition than charged at a public institution, and not be athletic scholarship recipients.



---

# ICUT INSTITUTIONS

---

Abilene Christian University  
Amberton University  
Austin College  
Baylor University  
College of St. Thomas More  
Concordia University Texas  
Dallas Baptist University  
East Texas Baptist University  
Hardin-Simmons University  
Houston Baptist University  
Howard Payne University  
Huston-Tillotson University  
Jacksonville College  
Jarvis Christian College  
LeTourneau University  
Lon Morris College  
Lubbock Christian University  
McMurry University  
Our Lady of the Lake University  
Paul Quinn College  
Rice University  
St. Edward's University  
St. Mary's University  
Schreiner University  
Southern Methodist University  
Southwestern Adventist University  
Southwestern Assemblies of God University  
Southwestern Christian College  
Southwestern University  
Texas Christian University  
Texas College  
Texas Lutheran University  
Texas Wesleyan University  
Trinity University  
University of Dallas  
University of the Incarnate Word  
University of Mary Hardin-Baylor  
University of St. Thomas  
Wayland Baptist University  
Wiley College

---

# Introduction

---

The 2009 Statistical Report contains both raw data and trend analysis. Data sources are cited in each table and include the National Center for Educational Statistics Integrated Postsecondary Education Data System (IPEDS), the Texas Higher Education Coordinating Board (THECB), The College Board and ICUT data collection forms.

Sections 1 and 2 give an overview of ICUT institutions as a whole. The first chapter summarizes current-year data and the second gives a five-year trend for key variables.

Section 3 contains institution-level data in table form. There are four sections within this chapter: Part I contains student data, including: headcount enrollment; first-time, first-year, degree seeking students; semester credit hours; geographic distribution; ethnicity; degrees awarded; and persistence of undergraduates.

Part II presents data on student costs and a broad summary of sources of student aid. Grant statistics are given for the Tuition Equalization Grant program, a state program for students attending independent colleges and universities in Texas. Also included are award totals for the state-supported TEXAS Grant and College Work Study programs available to students at both public and independent colleges and universities in Texas. The TEXAS Grant program is currently being phased out at ICUT institutions.

Part III provides data on faculty at ICUT institutions, including the number of full-time faculty by rank and the number of tenured faculty by rank.

Part IV presents institutional financial data, including: data on expenditures by function; sources of revenue; value of land, buildings, and equipment; and endowment.

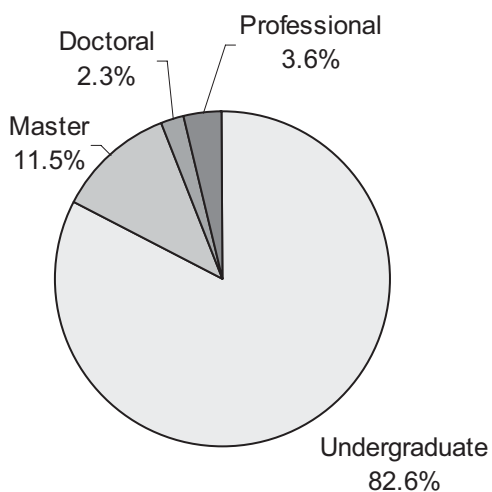
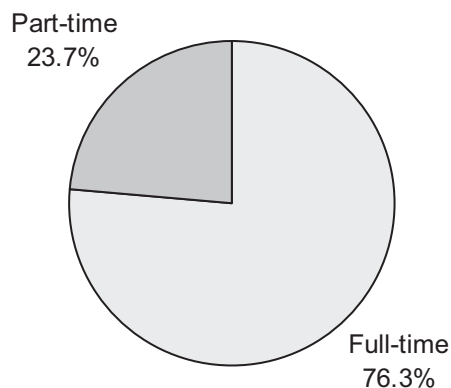
---

# Section 1: Overview of ICUT Institutions

# Overview of ICUT Institutions

Enrollment by Classification, Fall 2008		
Classification	Number	Percentage
Full-time	89,408	76.3
Part-time	27,745	23.7
<b>Total</b>	<b>117,153</b>	<b>100.0</b>

Source: IPEDS Fall Enrollment, 2008



Credit Hours at ICUT Institutions by Degree Classification, 2007-08		
Classification	Number	Percentage
Undergraduate	2,480,043	82.6
Master	343,792	11.5
Doctoral	70,162	2.3
Professional	106,957	3.6
<b>Total</b>	<b>3,000,953</b>	<b>100.0</b>

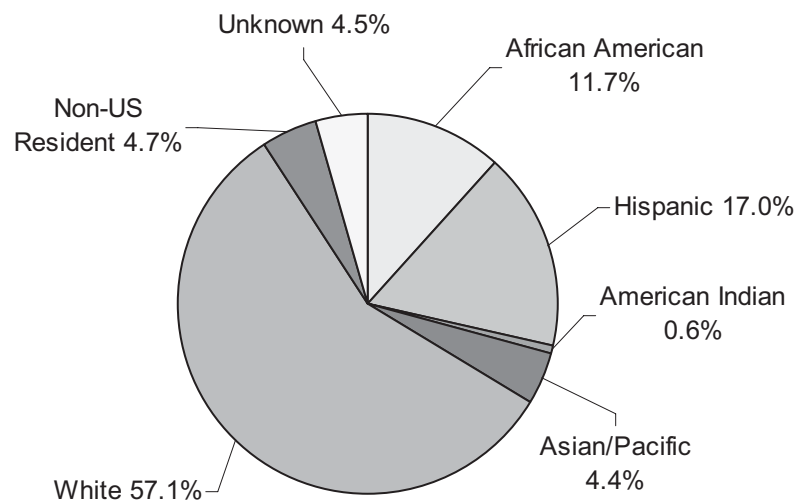
Source: ICUT

# Overview of ICUT Institutions

---

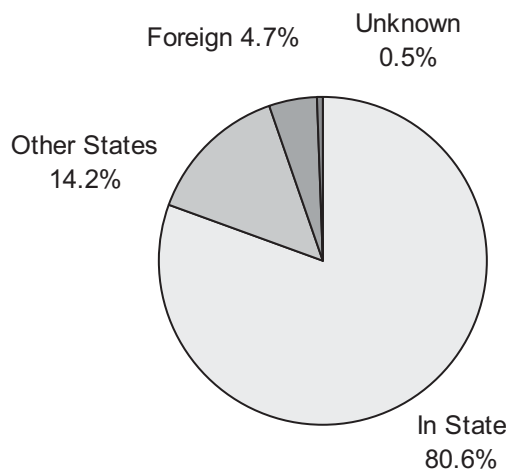
Enrollment by Ethnicity, Fall 2008		
Ethnicity	Number	Percentage
African American	13,677	11.7
Hispanic	19,900	17.0
American Indian	706	0.6
Asian/Pacific	5,191	4.4
White	66,839	57.1
Non-U.S. Resident	5,505	4.7
Unknown	5,317	4.5
<b>Total</b>	<b>117,135</b>	<b>100.0</b>

Source: IPEDS Fall Enrollment, 2008

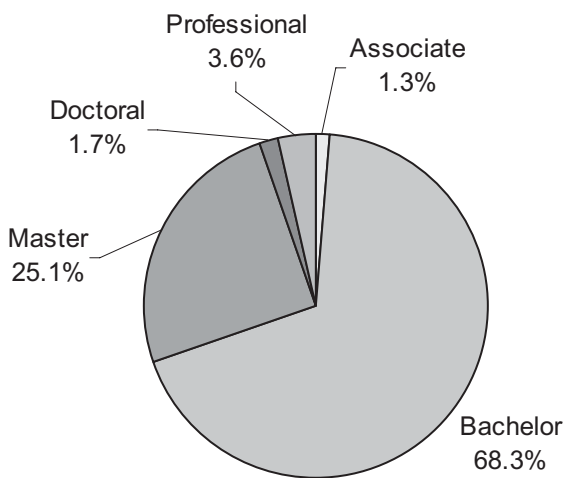


# Overview of ICUT Institutions

Enrollment by Geographic Distribution, Fall 2008		
Residency	Number	Percentage
In-State	94,454	80.6
Other States	16,688	14.2
Foreign	5,464	4.7
Unknown	589	0.5
<b>Total</b>	<b>117,195</b>	<b>100.0</b>



Source: ICUT  
 \*This total may include study abroad students and auditors and may, therefore, differ from IPEDS numbers.



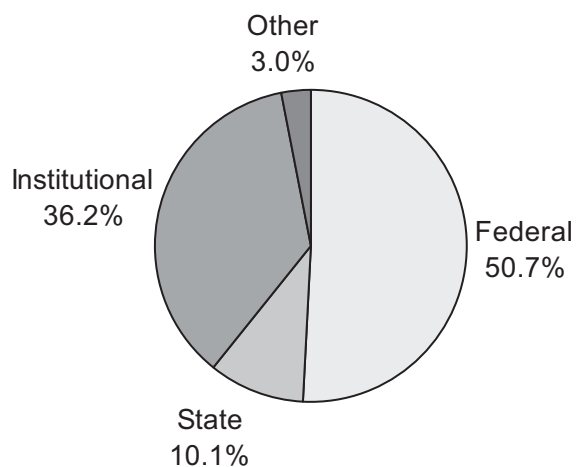
Degrees Awarded, 2007-2008		
Classification	Number	Percentage
Associate	374	1.3
Bachelor	19,243	68.3
Master	7,057	25.1
Doctoral	476	1.7
Professional	1,008	3.6
<b>Total</b>	<b>28,158</b>	<b>100.0</b>

Source: IPEDS Completions, 2006-2007

# Overview of ICUT Institutions

Sources of Student Financial Aid, 2007-2008		
Type	Amount	Percentage
Federal	\$709,738,279	50.7
State	141,788,405	10.1
Institutional	506,796,977	36.2
Other	41,252,539	3.0
<b>Total</b>	<b>\$1,399,576,200</b>	<b>100.0</b>

Source: ICUT

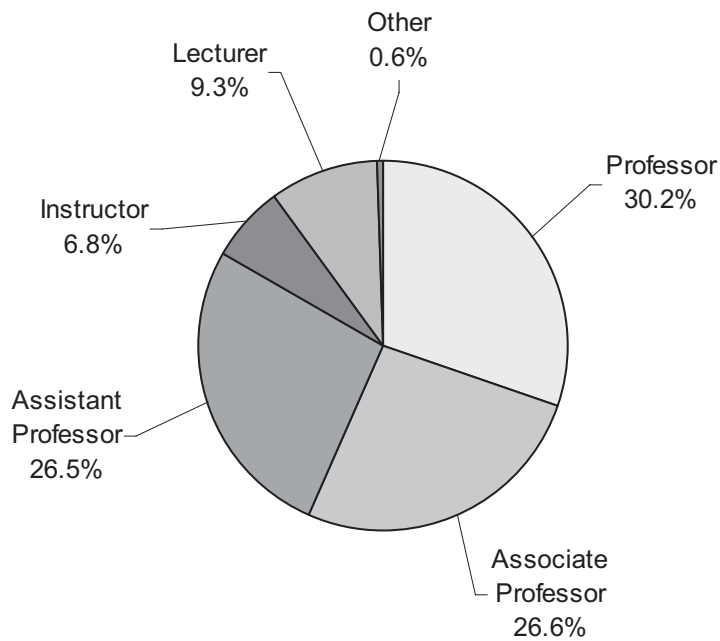


<b>College Board, 2008-2009 Average Tuition and Fees, Private Institutions</b>	\$23,043
<b>ICUT Institutions, 2008-2009 Average Tuition and Fees</b>	\$17,667
<b>ICUT 2008-2009 Tuition and Fees Range</b>	\$6,182 – \$33,170

Source: ICUT and the College board

# Overview of ICUT Institutions

---



Full- Time Faculty by Classification, 2008-2009		
Classification	Number	Percentage
Professor	1,785	30.2
Associate Professor	1,577	26.6
Assistant Professor	1,567	26.5
Instructor	401	6.8
Lecturer	553	9.3
Other	37	0.6
<b>Total</b>	<b>5,920</b>	<b>100.0</b>

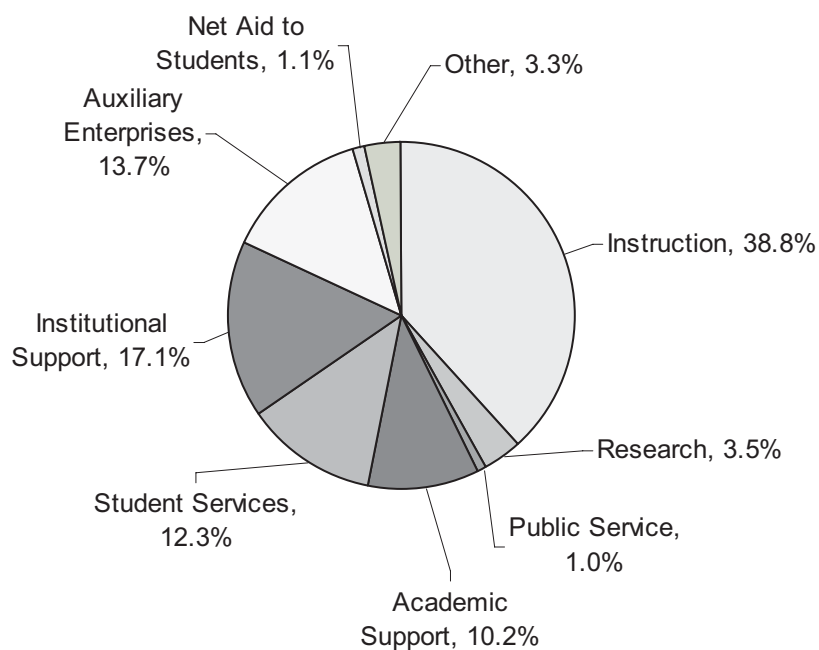
Source: ICUT

# Overview of ICUT Institutions

Expenditures, 2007-2008		
Type	Amount	Percentage
Instruction	\$1,054,974,075	38.8
Research	95,879,392	3.5
Public Service	27,677,192	1.0
Academic Support	278,453,279	10.2
Student Services	335,449,786	12.3
Institutional Support	463,872,525	17.1
Auxiliary Enterprises	372,053,600	13.7
Net Aid to Students (1)	30,356,939	1.1
Other	88,689,573	3.3
<b>Total</b>	<b>\$2,717,049,422</b>	<b>100.0</b>

Source: IPEDS Finance, 2008

(1) Net aid to students refers to student grants that are reported as expenditures. It does not include student aid in the form of work study or reduced tuition.

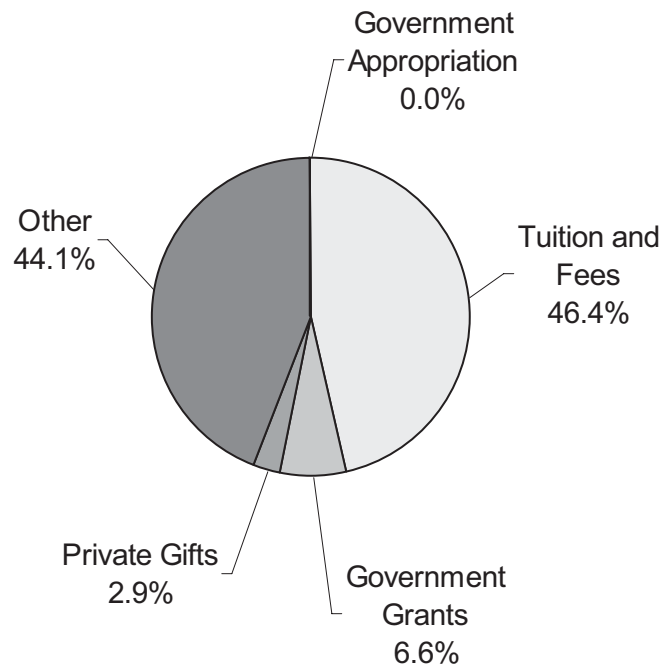


# Overview of ICUT Institutions

---

Sources of Revenue, 2007-2008		
Type	Amount	Percentage
Tuition and Fees	\$1,414,947,647	46.4
Government Appropriation	0	0.0
Government Grants	202,205,050	6.6
Private Gifts	86,895,635	2.9
Other	1,339,270,347	44.1
<b>Total</b>	<b>\$3,043,318,679</b>	<b>100.0</b>

Source: IPEDS Finance, 2008



---

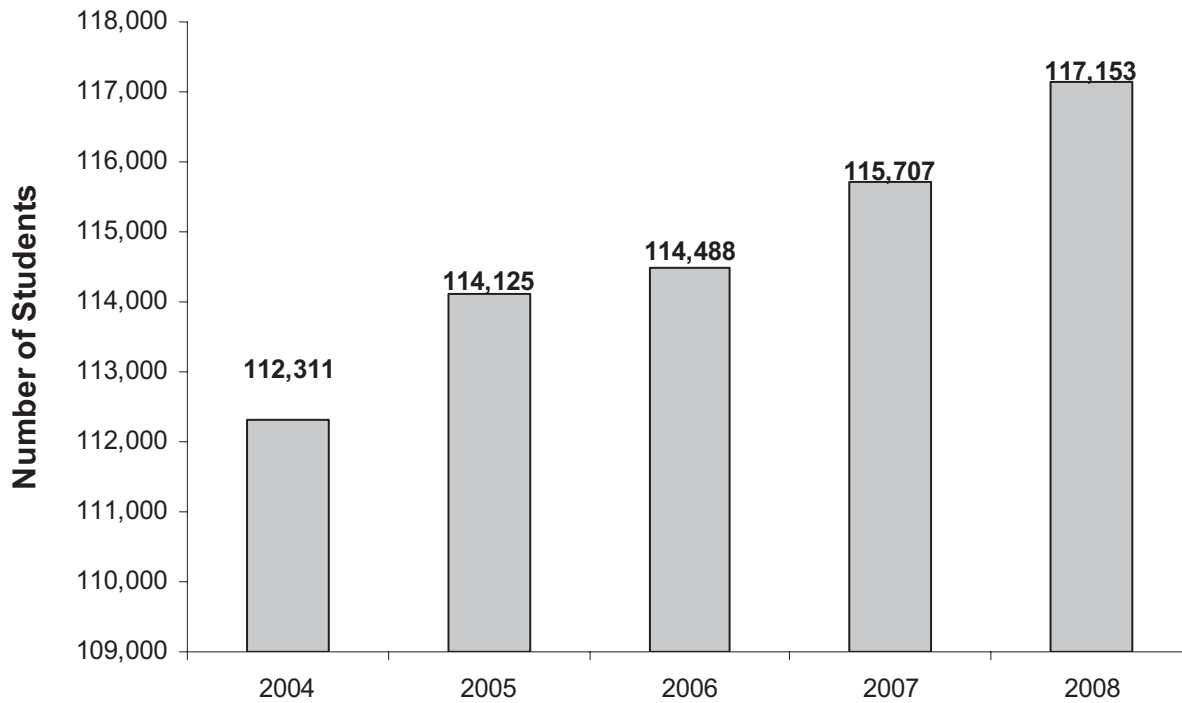
# Section 2:

## Five-year Trends at ICUT Institutions

# Five-year Trend: Enrollment

---

**Total Enrollment**

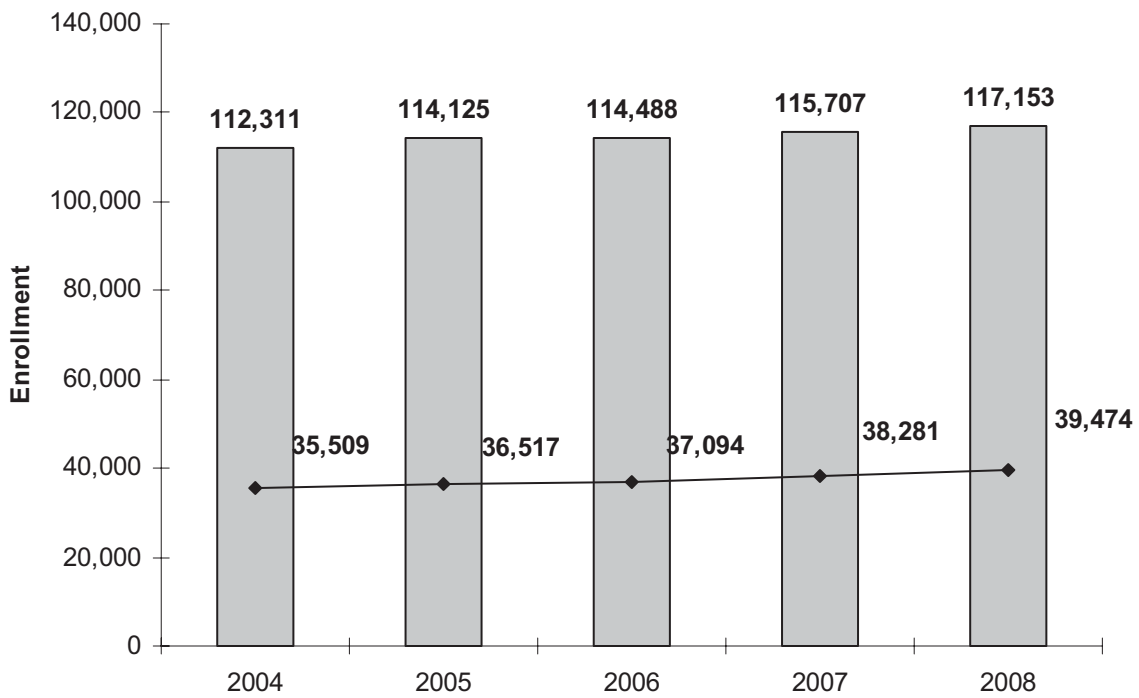


Overall Enrollment		
Year	Number of Students	Percent Change
2004	112,311	
2005	114,125	+1.6
2006	114,488	+0.3
2007	115,707	+1.1
2008	117,153	+1.2

Source: IPEDS Enrollment, 2008

# Five-year Trend: Enrollment

## Minority Enrollment

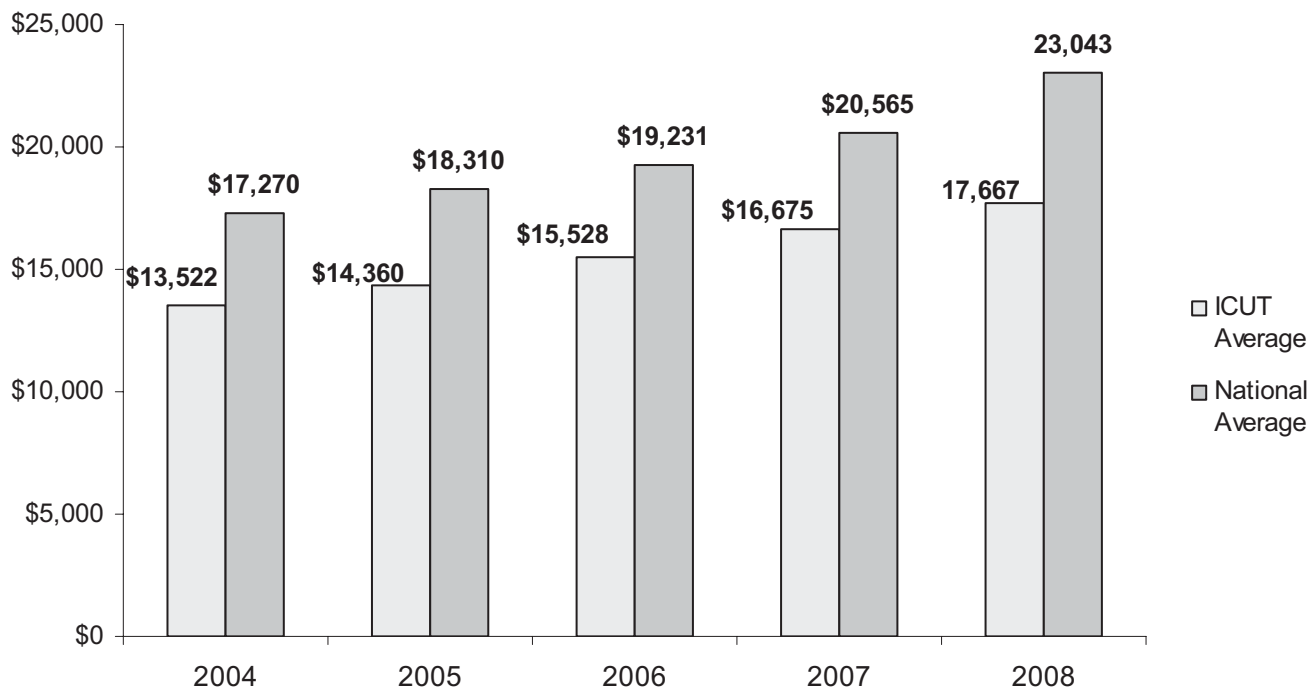


Minority Enrollment				
Year	Total Enrollment	Minority Enrollment	Percent	Percent Change
2004	112,311	35,509	31.6	
2005	114,125	36,517	32.0	+1.2
2006	114,488	37,094	32.4	+1.3
2007	115,707	38,281	33.1	+2.2
2008	117,153	39,474	33.7	+1.9

Source: IPEDS Enrollment, 2008

# Five-year Trend: Tuition and Fees

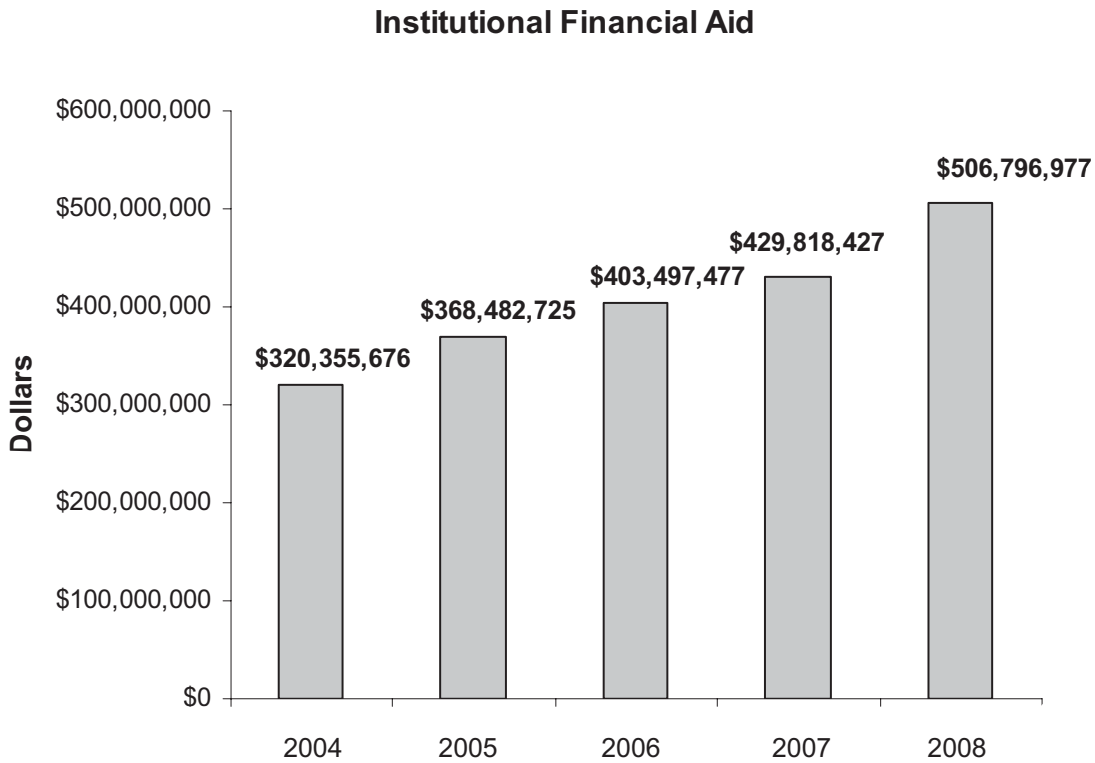
**Tuition and Fees:  
ICUT Institutions vs. National Average**



Average Tuition and Fees				
Year	ICUT Institutions	Percent Change	National Average	Percent Change
2004	\$13,522		\$17,270	
2005	14,360	+6.2	18,310	+6.0
2006	15,528	+8.1	19,231	+5.0
2007	16,675	+7.4	20,565	+6.9
2008	17,667	+5.9	23,043	+12.0

Source: ICUT and The College Board

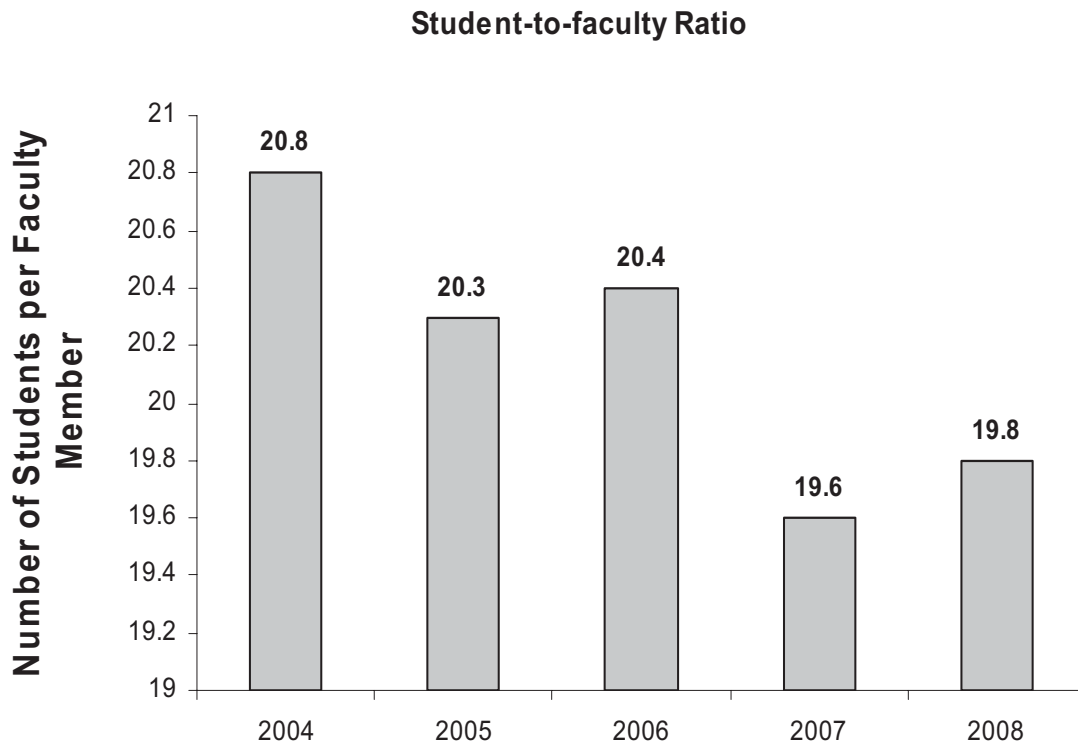
# Five-year Trend: Institutional Aid



Institutional Financial Aid Awarded		
Year	Amount	Percent Change
2004	\$320,355,676	
2005	368,482,725	+15.0
2006	403,497,477	+9.5
2007	429,818,427	+6.5
2008	506,796,977	+17.9

Source: ICUT

# Five-year Trend: Student-to-faculty Ratio



Student-to-faculty* Ratio				
Year	Total Enrollment	Total Faculty	Ratio	Percent Change
2004	112,311	5,393	20.8 :1	
2005	114,125	5,614	20.3 :1	-2.4
2006	114,488	5,606	20.4 :1	0.5
2007	115,707	5,913	19.6 :1	-4.2
2008	117,153	5,920	19.8 :1	+1.2

Source: ICUT and IPEDS Enrollment  
 \*Includes only full-time faculty

---

# Section 3:

## Institution-level Data



---

# Part I:

# Student Data



---

## Summary of Student Data

The total headcount enrollment at ICUT institutions increased from 115,707 in fall 2007 to 117,153 in fall 2008, an increase of 1.3%. The number of first-time, first-year, degree-seeking students increased by 4.8% from fall 2007 to 2008.

As a percentage of the total enrollment at all ICUT institutions in fall 2008, 57.1% of the students were white; 11.7% were African American; 17.0% were Hispanic; 4.4% were Asian/Pacific; 0.6% were American Indian; 4.7% were non-US residents; and 4.5% did not report.

ICUT institutions continue to serve primarily Texas residents, with 80.6% coming from Texas; 14.2% were from other states; and the remainder were from foreign countries or their residency status was not reported.

ICUT institutions remain focused on providing undergraduate education. A total of 82.6% of semester credit hours taken were in undergraduate courses, and 68.3% of the degrees awarded were bachelor's degrees.

The THECB provided data to demonstrate the persistence of first-time undergraduates from 2007 to the fall of 2008. A total of 72.72% remained at the same ICUT institution and a total of 84.76% remained in college in Texas.

# Institution-level Data

---

## Enrollment Fall 2008

ICUT INSTITUTION	FULL-TIME	PART-TIME	TOTAL
Abilene Christian U	3,992	677	4,669
Amberton U	677	885	1,562
Austin C	1,283	15	1,298
Baylor U	13,902	639	14,541
C of St. Thomas More	20	61	81
Concordia U Texas	932	1,328	2,260
Dallas Baptist U	2,766	2,531	5,297
East Texas Baptist U	1,095	115	1,210
Hardin-Simmons U	1,992	395	2,387
Houston Baptist U	2,011	553	2,564
Howard Payne U	1,046	342	1,388
Huston-Tillotson U	675	110	785
Jacksonville C	203	71	274
Jarvis Christian C	692	36	728
LeTourneau U	3,346	316	3,662
Lon Morris C	271	69	340
Lubbock Christian U	1,324	544	1,868
McMurry U	1,206	309	1,515
Our Lady of the Lake U	1,393	1,249	2,642
Paul Quinn C	406	39	445
Rice U	5,224	133	5,357
St. Edward's U	3,616	1,732	5,348
St. Mary's U	3,192	697	3,889
Schreiner U	930	44	974
Southern Methodist U	8,133	2,832	10,965
SW Adventist U	719	102	821
SW Assemblies of God U	1,341	502	1,843
SW Christian C	195	8	203
Southwestern U	1,250	20	1,270
Texas Christian U	7,645	1,051	8,696
Texas C	701	35	736
Texas Lutheran U	1,360	72	1,432
Texas Wesleyan U	2,130	1,072	3,202
Trinity U	2,566	137	2,703
U of Dallas	1,654	1,323	2,977
U of the Incarnate Word	3,750	2,611	6,361
U of Mary Hardin-Baylor	2,307	341	2,648
U of St. Thomas	1,581	1,584	3,165
Wayland Baptist U	970	3,110	4,080
Wiley C	912	55	967
<b>TOTAL</b>	<b>89,408</b>	<b>27,745</b>	<b>117,153</b>

Source: IPEDS Fall Enrollment, 2008

## Part I: Student Data

### First-time, First-year, Degree-Seeking Fall 2008

ICUT INSTITUTION	FULL-TIME	PART-TIME	TOTAL
Abilene Christian U	971	0	971
Amberton U	0	0	0
Austin C	319	0	319
Baylor U	3,056	6	3,062
C of St Thomas More	3	2	5
Concordia U Texas	229	12	241
Dallas Baptist U	348	2	350
East Texas Baptist U	295	1	296
Hardin-Simmons U	471	0	471
Houston Baptist U	556	4	560
Howard Payne U	304	19	323
Huston-Tillotson U	179	0	179
Jacksonville C	100	2	102
Jarvis Christian C	148	0	148
LeTourneau U	341	0	341
Lon Morris C	149	8	157
Lubbock Christian U	269	4	273
McMurry U	332	0	332
Our Lady of the Lake U	306	0	306
Paul Quinn C	79	0	79
Rice U	787	2	789
St. Edward's U	742	9	751
St. Mary's U	535	2	537
Schreiner U	281	0	281
Southern Methodist U	1,397	1	1,398
SW Adventist U	112	7	119
SW Assemblies of God U	268	92	360
SW Christian C	60	0	60
Southwestern U	349	0	349
Texas Christian U	1,626	4	1,630
Texas C	183	5	188
Texas Lutheran U	396	0	396
Texas Wesleyan U	201	5	206
Trinity U	655	0	655
U of Dallas	342	0	342
U of the Incarnate Word	884	4	888
U of Mary Hardin-Baylor	475	4	479
U of St. Thomas	292	6	298
Wayland Baptist U	199	6	205
Wiley C	245	5	250
<b>TOTAL</b>	<b>18,484</b>	<b>212</b>	<b>18,696</b>

Source: IPEDS Fall Enrollment, 2008

# Institution-level Data

## Semester Credit Hours 2007-2008

INSTITUTION	UNDERGRADUATE	MASTER	DOCTORAL	PROFESSIONAL	TOTAL
Abilene Christian U	115,664	12,909	144	0	128,717
Amberton U	9,768	16,941	0	0	26,709
Austin C	46,660	636	0	0	47,296
Baylor U	362,814	21,776	11,746	20,621	416,957
C of St. Thomas More	837	0	0	0	837
Concordia U Texas	31,213	13,224	0	0	44,437
Dallas Baptist U	87,573	25,019	2,055	0	114,647
East Texas Baptist U	34,592	0	0	0	34,592
Hardin-Simmons U	52,764	5,439	3,224	1,703	63,130
Houston Baptist U	58,487	6,186	0	0	64,673
Howard Payne U	33,097	307	0	0	33,404
Huston-Tillotson U	20,253	0	0	473	20,726
Jacksonville C	6,732	0	0	0	6,732
Jarvis Christian C	21,929	0	0	0	21,929
LeTourneau U	83,656	5,016	0	0	88,672
Lon Morris C	10,790	0	0	0	10,790
Lubbock Christian U	46,555	4,456	0	0	51,011
McMurry U	38,839	0	0	0	38,839
Our Lady of the Lake U	36,953	13,009	2,318	0	52,280
Paul Quinn C	15,410	0	0	0	15,410
Rice U	91,625	24,882	38,269	0	154,776
St. Edward's U	111,953	15,034	0	0	126,987
St. Mary's U	69,066	10,072	1,334	22,931	103,403
Schreiner U	26,539	1,032	0	0	27,571
Southern Methodist U	189,644	50,695	4,181	31,208	275,728
SW Adventist U	11,102	182	0	0	11,284
SW Assemblies of God U	38,664	3,705	0	0	42,369
SW Christian C	7,005	0	0	0	7,005
Southwestern U	39,340	0	0	0	39,340
Texas Christian U	218,886	18,282	3,745	0	240,913
Texas C	28,385	0	0	617	29,002
Texas Lutheran U	38,527	0	0	0	38,527
Texas Wesleyan U	38,363	13,367	4	20,937	72,671
Trinity U	74,343	4,026	0	0	78,369
U of Dallas	37,253	24,816	1,235	0	63,304
U of the Incarnate Word	131,781	13,133	1,250	6,221	152,385
U of Mary Hardin-Baylor	65,135	2,937	453	0	68,525
U of St. Thomas	44,349	20,602	204	2,246	67,401
Wayland Baptist U	79,024	16,109	0	0	95,133
Wiley C	24,473	0	0	0	24,473
<b>TOTAL</b>	<b>2,480,043</b>	<b>343,792</b>	<b>70,162</b>	<b>106,957</b>	<b>3,000,953</b>
<b>PERCENTAGE</b>	<b>82.6%</b>	<b>11.5%</b>	<b>2.3%</b>	<b>3.6%</b>	<b>100%</b>

Source: ICUT

## Part I: Student Data

### Geographic Distribution, Fall 2008

ICUT INSTITUTION	TEXAS	OTHER STATES	FOREIGN	NOT REPORTED	TOTAL
Abilene Christian U	3,559	823	189	98	4,669
Amberton U	1,345	167	50	0	1,562
Austin C	1,166	89	31	12	1,298
Baylor U	11,616	2,459	417	49	14,541
C of St. Thomas More	38	5	1	0	44
Concordia U Texas	2,179	77	0	0	2,256
Dallas Baptist U	4,485	241	571	0	5,297
East Texas Baptist U	1,075	118	17	0	1,210
Hardin-Simmons U	2,264	104	24	0	2,392
Houston Baptist U	2,375	43	139	7	2,564
Howard Payne U	1,242	29	15	85	1,371
Huston-Tillotson U	711	51	23	0	785
Jacksonville C	256	11	8	0	275
Jarvis Christian C	563	162	2	0	727
LeTourneau U	2,858	745	47	13	3,663
Lon Morris C	288	13	32	7	340
Lubbock Christian U	1,655	201	11	1	1,868
McMurry U	1,439	63	13	0	1,515
Our Lady of the Lake U	2,592	29	21	0	2,642
Paul Quinn C	341	70	30	0	441
Rice U	2,776	1,644	934	3	5,357
St. Edward's U	4,958	257	124	9	5,348
St. Mary's U	3,515	191	168	15	3,889
Schreiner U	948	22	4	0	974
Southern Methodist U	6,578	3,320	941	126	10,965
SW Adventist University	489	230	103	1	823
SW Assemblies of God U	1,165	717	9	0	1,891
SW Christian C*	118	75	10	0	203
Southwestern U	1,181	77	1	11	1,270
Texas Christian U	6,545	1,580	478	93	8,696
Texas C	609	120	7	0	736
Texas Lutheran U	1,371	45	16	0	1,432
Texas Wesleyan U	2,888	275	39	0	3,202
Trinity U	1,847	710	146	0	2,703
U of Dallas	1,886	803	256	32	2,977
U of the Incarnate Word	5,804	307	244	6	6,361
U of Mary Hardin-Baylor	2,603	58	36	4	2,701
U of St. Thomas	2,776	124	248	17	3,165
Wayland Baptist U	3,816	225	34	0	4,075
Wiley C	534	408	25	0	967
<b>TOTAL (1)</b>	<b>94,454</b>	<b>16,688</b>	<b>5,464</b>	<b>589</b>	<b>117,195</b>
<b>PERCENTAGE</b>	<b>80.6%</b>	<b>14.2%</b>	<b>4.7%</b>	<b>0.5%</b>	<b>100.0%</b>

(1) These totals may include study abroad students and auditors, and may therefore differ from the IPED's numbers reported for Enrollment and Ethnicity on pages 22 and 26 respectively.

Source: ICUT

# Institution-level Data: Ethnicity Fall 2008

ICUT INSTITUTION	AFRICAN AMERICAN	HISPANIC	AMERICAN INDIAN	ASIAN/PACIFIC	WHITE	NON-US RESIDENT	NOT REPORTED	TOTAL
Abilene Christian U	359	277	30	52	3,584	189	178	4,669
Amberton U	453	115	8	45	844	0	97	1,562
Austin C	30	112	16	200	909	31	0	1,298
Baylor U	1,020	1,420	110	906	10,383	417	285	14,541
C of St. Thomas More	1	6	0	0	74	0	0	81
Concordia U Texas	394	391	10	41	1,161	1	262	2,260
Dallas Baptist U	1,040	417	32	117	3,120	571	0	5,297
East Texas Baptist U	218	65	20	13	877	17	0	1,210
Hardin-Simmons U	118	238	23	20	1,752	24	194	2,369
Houston Baptist U	524	492	11	343	965	143	86	2,564
Howard Payne U	98	213	11	11	955	15	85	1,388
Huston-Tillotson U	603	84	0	2	62	23	11	785
Jacksonville C	57	35	0	2	172	8	0	274
Jarvis Christian C	689	30	0	0	7	2	0	728
LeTourneau U	767	300	13	36	2,393	47	106	3,662
Lon Morris C	75	60	2	1	162	33	7	340
Lubbock Christian U	93	286	9	7	1,462	11	0	1,868
McMurry U	213	235	18	18	964	13	54	1,515
Our Lady of the Lake U	214	1,658	8	33	470	31	228	2,642
Paul Quinn C	395	18	0	0	2	30	0	445
Rice U	316	501	19	828	2,475	934	284	5,357
St. Edward's U	291	1,534	41	155	2,925	122	280	5,348
St. Mary's U	161	2,032	11	119	1,120	168	278	3,889
Schreiner U	35	202	5	14	714	4	0	974
Southern Methodist U	633	842	73	702	7,693	941	81	10,965
SW Adventist U	86	229	6	33	266	157	44	821
SW Assemblies of God U	134	287	23	35	1,324	25	15	1,843
SW Christian C	186	2	0	0	2	12	1	203
Southwestern U	38	188	11	57	953	2	21	1,270
Texas Christian U	453	705	41	244	6,361	478	414	8,696
Texas C	619	81	0	1	26	0	9	736
Texas Lutheran U	146	286	5	19	924	16	36	1,432
Texas Wesleyan U	430	458	26	107	1,685	39	457	3,202
Trinity U	107	307	26	187	1,628	150	298	2,703
U of Dallas	224	318	18	235	1,709	256	217	2,977
U of the Incarnate Word	484	3,420	20	197	1,543	247	450	6,361
U of Mary Hardin-Baylor	301	330	16	51	1,817	41	92	2,648
U of St. Thomas	269	826	15	283	1,127	248	397	3,165
Wayland Baptist U	523	862	28	76	2,207	34	350	4,080
Wiley C	880	38	1	1	22	25	0	967
<b>TOTAL</b>	<b>13,677</b>	<b>19,900</b>	<b>706</b>	<b>5,191</b>	<b>66,839</b>	<b>5,505</b>	<b>5,317</b>	<b>117,135</b>
<b>PERCENTAGE</b>	<b>11.7%</b>	<b>17.0%</b>	<b>0.6%</b>	<b>4.4%</b>	<b>57.1%</b>	<b>4.7%</b>	<b>4.5%</b>	<b>100.0%</b>

# Part I: Student Data

ICUT INSTITUTION	AFRICAN AMERICAN	HISPANIC	AMERICAN INDIAN	ASIAN/PACIFIC	WHITE	NON-US RESIDENT	NOT REPORTED
Abilene Christian U	7.7%	5.9%	0.6%	1.1%	76.8%	4.0%	3.8%
Amberton U	29.0%	7.4%	0.5%	2.9%	54.0%	0.0%	6.2%
Austin C	2.3%	8.6%	1.2%	15.4%	70.0%	2.4%	0.0%
Baylor U	7.0%	9.8%	0.8%	6.2%	71.4%	2.9%	2.0%
C of St. Thomas More	1.2%	7.4%	0.0%	0.0%	91.4%	0.0%	0.0%
Concordia U Texas	17.4%	17.3%	0.4%	1.8%	51.4%	0.0%	11.6%
Dallas Baptist U	19.6%	7.9%	0.6%	2.2%	58.9%	10.8%	0.0%
East Texas Baptist U	18.0%	5.4%	1.7%	1.1%	72.5%	1.4%	0.0%
Hardin-Simmons U	5.0%	10.0%	1.0%	0.8%	74.0%	1.0%	8.2%
Houston Baptist U	20.4%	19.2%	0.4%	13.4%	37.6%	5.6%	3.4%
Howard Payne U	7.1%	15.3%	0.8%	0.8%	68.8%	1.1%	6.1%
Huston-Tillotson U	76.8%	10.7%	0.0%	0.3%	7.9%	2.9%	1.4%
Jacksonville C	20.8%	12.8%	0.0%	0.7%	62.8%	2.9%	0.0%
Jarvis Christian C	94.6%	4.1%	0.0%	0.0%	1.0%	0.3%	0.0%
LeTourneau U	20.9%	8.2%	0.4%	1.0%	65.3%	1.3%	2.9%
Lon Morris C	22.1%	17.6%	0.6%	0.3%	47.6%	9.7%	2.1%
Lubbock Christian U	5.0%	15.3%	0.5%	0.4%	78.3%	0.6%	0.0%
McMurry U	14.1%	15.5%	1.2%	1.2%	63.6%	0.9%	3.6%
Our Lady of the Lake U	8.1%	62.8%	0.3%	1.2%	17.8%	1.2%	8.6%
Paul Quinn C	88.8%	4.0%	0.0%	0.0%	4.0%	6.7%	0.0%
Rice U	5.9%	9.4%	0.4%	15.5%	46.2%	17.4%	5.3%
St. Edwards U	5.4%	28.7%	0.8%	2.9%	54.7%	2.3%	5.2%
St. Mary's U	4.1%	52.2%	0.3%	3.1%	28.8%	4.3%	7.1%
Schreiner U	3.6%	20.7%	0.5%	1.4%	73.3%	0.4%	0.0%
Southern Methodist U	5.8%	7.7%	0.7%	6.4%	70.2%	8.6%	0.7%
SW Adventist U	10.5%	27.9%	0.7%	4.0%	32.4%	19.1%	5.4%
SW Assemblies of God U	7.3%	15.6%	1.2%	1.9%	71.8%	1.4%	0.8%
SW Christian C	91.6%	1.0%	0.0%	0.0%	1.0%	5.9%	0.5%
Southwestern U	3.0%	14.8%	0.9%	4.5%	75.0%	0.2%	1.7%
Texas Christian U	5.2%	8.1%	0.5%	2.8%	73.1%	5.5%	4.8%
Texas C	84.1%	11.0%	0.0%	0.1%	3.5%	0.0%	1.2%
Texas Lutheran U	10.2%	20.0%	0.3%	1.3%	64.5%	1.1%	2.5%
Texas Wesleyan U	13.4%	14.3%	0.8%	3.3%	52.6%	1.2%	14.3%
Trinity U	4.0%	11.4%	1.0%	6.9%	60.2%	5.5%	11.0%
U of Dallas	7.5%	10.7%	0.6%	7.9%	57.4%	8.6%	7.3%
U of the Incarnate Word	7.6%	53.8%	0.3%	3.1%	24.3%	3.9%	7.1%
U of Mary Hardin-Baylor	11.4%	12.5%	0.6%	1.9%	68.6%	1.5%	3.5%
U of St. Thomas	8.5%	26.1%	0.5%	8.9%	35.6%	7.8%	12.5%
Wayland Baptist U	12.8%	21.1%	0.7%	1.9%	54.1%	0.8%	8.6%
Wiley C	91.0%	3.9%	0.1%	0.1%	2.3%	2.6%	0.0%

Source: IPEDS Fall Enrollment 2008

# Institution-level Data

## Degrees Awarded 2007-2008

ICUT INSTITUTION	ASSOC	BACH	MAST	DOCT	PROF	TOTAL
Abilene Christian U	3	892	170	6	0	1,071
Amberton U	0	55	264	0	0	319
Austin C	0	428	17	0	0	445
Baylor U	0	2,740	538	125	227	3,630
C of St. Thomas More	0	7	0	0	0	7
Concordia U Texas	4	143	35	0	0	182
Dallas Baptist U	0	838	566	1	0	1,405
East Texas Baptist U	0	261	0	0	0	261
Hardin-Simmons U	0	404	100	26	0	530
Houston Baptist U	5	604	111	0	0	720
Howard Payne U	4	219	3	0	0	226
Huston-Tillotson U	0	93	0	0	0	93
Jacksonville C	39	0	0	0	0	39
Jarvis Christian C	0	66	0	0	0	66
LeTourneau U	3	648	113	0	0	764
Lon Morris C	64	0	0	0	0	64
Lubbock Christian U	1	351	89	0	0	441
McMurry U	0	231	0	0	0	231
Our Lady of the Lake U	0	318	346	9	0	673
Paul Quinn C	0	132	0	0	0	132
Rice U	0	978	512	186	0	1,676
St. Edward's U	0	964	306	0	0	1,270
St. Mary's U	0	486	241	14	232	973
Schreiner U	1	137	12	0	0	150
Southern Methodist U	0	1,658	1,321	58	355	3,392
SW Adventist U	31	103	10	0	0	144
SW Assemblies of God U	63	240	53	0	0	356
SW Christian C	31	8	0	0	0	39
Southwestern U	0	352	0	0	0	352
Texas Christian U	0	1,592	487	28	0	2,107
Texas C	1	82	0	0	0	83
Texas Lutheran U	0	269	0	0	0	269
Texas Wesleyan U	0	263	161	0	180	604
Trinity U	0	724	105	0	0	829
U of Dallas	0	232	504	2	0	738
U of the Incarnate Word	10	802	315	18	0	1,145
U of Mary Hardin-Baylor	0	528	64	0	0	592
U of St. Thomas	0	364	381	3	14	762
Wayland Baptist U	113	874	233	0	0	1,220
Wiley C	1	157	0	0	0	158
<b>TOTAL</b>	<b>374</b>	<b>19,243</b>	<b>7,057</b>	<b>476</b>	<b>1,008</b>	<b>28,158</b>
<b>PERCENTAGE</b>	<b>1.3%</b>	<b>68.3%</b>	<b>25.1%</b>	<b>1.7%</b>	<b>3.6%</b>	<b>100.0%</b>

Source: IPEDS Completions, 2007-2008

**Persistence of 2007 First-time Entering Undergraduates to Fall 2008 at ICUT Institutions (18,562 students)**

<b>ENROLLMENT</b>	<b>NUMBER</b>	<b>PERCENT</b>	<b>CUMULATIVE NUMBER OF STUDENTS</b>	<b>CUMULATIVE PERCENT</b>
Same ICUT Institution	13,498	72.72	13,498	72.72
Other ICUT Institution	193	1.04	13,691	73.76
Public 2 or 4 Year Institution	2,043	11.01	15,734	84.76
Not Found in Texas Institution	2,828	15.24	18,562	100.00

# Institution-level Data

---

## Graduation Rates for Students at ICUT Institutions

<b>Fall 2002 Cohort</b>	<b>GRADUATING BY</b>	<b>PERCENT OF COHORT</b>	<b>PERCENTAGE PERSISTING</b>
4 Year Graduation Rate	Summer 2006	39.00%	30.90%
5 Year Graduation Rate	Summer 2007	58.15%	12.26%
6 Year Graduation Rate	Summer 2008	63.47%	6.96%

<b>Fall 2003 Cohort</b>	<b>GRADUATING BY</b>	<b>PERCENT OF COHORT</b>	<b>PERCENTAGE PERSISTING</b>
4 Year Graduation Rate	Summer 2007	39.61%	30.54%
5 Year Graduation Rate	Summer 2008	58.18%	12.37%
6 Year Graduation Rate	Summer 2009	N/A	N/A

<b>Fall 2004 Cohort</b>	<b>GRADUATING BY</b>	<b>PERCENT OF COHORT</b>	<b>PERCENTAGE PERSISTING</b>
4 Year Graduation Rate	Summer 2008	40.72%	29.48%
5 Year Graduation Rate	Summer 2009	N/A	N/A
6 Year Graduation Rate	Summer 2010	N/A	N/A

N/A = Not Available at time of publication

Source: THECB

---

Part II:  
Student Financial  
Aid Data



---

## Summary of Student Financial Aid Data

The average cost of attending an ICUT institution, shown in the Student Costs table, grew 6.4% between 2007-08 and 2008-09.

Student financial aid from all sources increased 8.0% in 2007-08 over 2006-07. There was a increase of 5.5% in federal aid; a 4.2% decrease in state aid; a 17.9% increase in institutional aid; and a decrease of 8.5% in other aid. As a percentage of the total, aid provided by the federal government decreased from 2006-2007 (51.9%) to 2007-2008 (50.7%).

The number of students who received Tuition Equalization Grants at ICUT institutions increased from 29,331 in 2006-07 to 30,170 in 2007-08, 2.9%. The average grant amount increased from \$3,261 to \$3,314, 1.6%.

The number of TEXAS Grant recipients decreased by 56.9%. The total grant amount decreased from \$7,057,013 in 2006-07 to \$2,876,070 in 2007-08, 59.3%. The average grant decreased from \$3,190 to \$3,015, 5.5%. The decrease in funds is due to the phasing out of the TEXAS Grant program at independent institutions.

The total grant amount for Texas College Work-Study awards decreased 16.6% from \$1,301,991 in 2006-07 to \$1,085,601 in 2007-08. The number of recipients decreased 19.2%, from 1,168 in 2006-07 to 944 in 2007-08. The average award increased 3.2% from \$1,115 in 2006-07 to \$1,150 in 2007-08.

The THECB provided data to demonstrate the persistence of TEG recipients from 2007 to the fall of 2008. A total of 68.72% remained at the same ICUT institution and a total of 85.40% remained in college in Texas.

# Institution-level Data

## Student Costs 2008-2009 Academic Year

ICUT INSTITUTION	TUITION & FEES	ROOM & BOARD	TOTAL
Abilene Christian U	\$18,930	\$7,236	\$26,166
Amberton U (1)	6,750		6,750
Austin C	26,370	8,657	35,027
Baylor U	26,084	8,127	34,211
C of St. Thomas More	6,250	4,500	10,750
Concordia U Texas	20,490	7,800	28,290
Dallas Baptist U	16,440	5,409	21,849
East Texas Baptist U	16,140	4,913	21,053
Hardin-Simmons U	18,380	5,180	23,560
Houston Baptist U	19,390	5,770	25,160
Howard Payne U	17,400	4,940	22,340
Huston-Tillotson U	11,184	6,400	17,584
Jacksonville C	6,596	3,010	9,606
Jarvis Christian C	8,208	4,954	13,162
LeTourneau U	19,140	7,500	26,640
Lon Morris C	13,500	6,130	19,630
Lubbock Christian U	13,550	5,884	19,434
McMurry U	18,135	6,657	24,792
Our Lady of the Lake U	20,232	6,238	26,470
Paul Quinn C	8,080	5,170	13,250
Rice U	30,486	10,750	41,236
St. Edward's U	22,550	7,858	30,408
St. Mary's U	21,300	7,188	28,488
Schreiner U	17,992	7,712	25,704
Southern Methodist U	33,170	11,805	44,975
SW Adventist U	14,856	6,742	21,598
SW Assemblies of God U	12,850	5,494	18,344
SW Christian C	6,182	4,132	10,314
Southwestern U	27,940	8,870	36,810
Texas Christian U	26,900	9,598	36,498
Texas C	9,228	6,600	15,828
Texas Lutheran U	20,970	7,040	28,010
Texas Wesleyan U	16,730	5,650	22,380
Trinity U	27,700	8,822	36,522
U of Dallas	24,770	7,885	32,655
U of the Incarnate Word	19,400	7,380	26,780
U of Mary Hardin-Baylor	19,650	5,810	25,460
U of St. Thomas	20,510	7,700	28,210
Wayland Baptist U	12,290	4,056	16,346
Wiley C	9,970	5,620	15,590
<b>TOTAL AVERAGE</b>	<b>\$17,667</b>	<b>\$6,697</b>	<b>\$24,197</b>

(1) Amberton University is not included in the Total Average for Room and Board, as they do not have on-campus housing and students do not pay room and board.

Source: ICUT Data Collection

## Part II: Student Financial Aid Data

### Sources of Student Aid 2007-2008

ICUT INSTITUTION	FEDERAL	STATE	INSTITUTIONAL	OTHER	TOTAL
Abilene Christian U	\$27,530,928	\$8,001,690	\$18,033,762	\$1,658,694	\$55,225,074
Amberton U (1)					
Austin C	9,777,433	2,623,268	15,357,725	522,487	28,280,913
Baylor U	75,530,883	19,669,461	70,865,026	4,612,111	170,677,481
C of St. Thomas More	81,840	28,818	93,705	1,000	205,363
Concordia U Texas	8,776,099	1,958,600	3,888,289	473,172	15,096,160
Dallas Baptist U	29,045,691	3,282,702	10,352,478	5,426,553	48,107,424
East Texas Baptist U	6,623,609	2,454,603	6,655,966	52,756	15,786,934
Hardin-Simmons U	15,889,614	3,737,026	7,824,584	823,854	28,275,078
Houston Baptist U	13,612,820	2,713,362	5,744,082	1,149,666	23,219,930
Howard Payne U	8,015,839	2,239,438	4,696,516	571,683	15,523,476
Huston-Tillotson U	6,025,207	1,197,731	2,164,206	161,663	9,548,807
Jacksonville C	443,251	355,178	365,147	42,712	1,206,288
Jarvis Christian C	3,303,580	1,228,651	211,110	186,413	4,929,754
LeTourneau U	31,565,889	2,439,022	7,276,235	492,292	41,773,438
Lon Morris C	1,782,658	653,823	2,035,262	172,138	4,643,881
Lubbock Christian U	14,338,550	2,312,746	5,346,361	383,667	22,381,324
McMurry U	10,002,435	3,992,057	7,391,811	1,175,884	22,562,187
Our Lady of the Lake U	22,644,461	2,850,492	8,476,986	357,012	34,328,951
Paul Quinn C	5,104,152	1,184,658	450,486	145,401	6,884,697
Rice U	16,262,589	2,236,070	32,649,522	2,773,372	53,921,553
St. Edward's U	32,236,463	8,422,782	37,236,810	851,417	78,747,472
St. Mary's U	35,364,310	10,940,374	16,397,012	799,278	63,500,974
Schreiner U	6,432,103	1,968,551	4,050,610	218,117	12,669,381
Southern Methodist U	75,429,012	6,909,297	77,845,034	1,413,518	161,596,861
SW Adventist U	5,645,779	847,829	2,585,750	1,362,004	10,441,362
SW Assemblies of God U	12,026,676	1,837,129	3,375,750	1,683,623	18,923,178
SW Christian C	1,207,795	134,355	422,616	27,990	1,792,756
Southwestern U	9,821,415	2,275,250	11,992,342	953,739	25,042,746
Texas Christian U	46,305,787	10,879,048	51,365,621	5,769,584	114,320,040
Texas C	6,293,335	1,391,877	736,391	252,254	8,673,857
Texas Lutheran U	9,691,558	2,764,411	9,337,683	878,526	22,672,178
Texas Wesleyan U	38,899,650	4,089,816	6,520,826	903,503	50,413,795
Trinity U	12,831,629	3,605,107	25,740,883	1,435,542	43,613,161
U of Dallas	14,530,369	1,563,322	16,092,328	427,334	32,613,353
U of the Incarnate Word	42,951,685	6,785,485	15,811,237	712,582	66,260,989
U of Mary Hardin-Baylor	18,827,356	6,906,546	7,944,738	1,098,955	34,777,595
U of St. Thomas	14,341,077	2,849,268	6,660,782	856,725	24,707,852
Wayland Baptist U	13,605,709	1,251,997	1,846,352	425,318	17,129,376
Wiley C	6,939,043	1,206,565	954,953	0	9,100,561
<b>TOTAL</b>	<b>\$709,738,279</b>	<b>\$141,788,405</b>	<b>\$506,796,977</b>	<b>\$41,252,539</b>	<b>\$1,399,576,200</b>

(1) Amberton University does not participate in state, federal or institutional student aid programs.

Source: ICUT

# Institution-level Data

## Tuition Equalization Grant Statistics 2007-2008\*

ICUT INSTITUTION	NUMBER OF RECIPIENTS	AWARDED
Abilene Christian U	1,281	\$3,968,694
Amberton U (1)		
Austin C	497	1,763,298
Baylor U	3,694	12,483,805
C of St. Thomas More	17	54,964
Concordia U Texas	548	1,745,568
Dallas Baptist U	1,045	2,893,076
East Texas Baptist U	492	1,855,832
Hardin-Simmons U	999	3,234,992
Houston Baptist U	840	2,447,623
Howard Payne U	495	1,625,025
Huston-Tillotson U	305	1,007,000
Jacksonville C	133	352,224
Jarvis Christian C	469	1,229,435
LeTourneau U	671	2,144,389
Lon Morris C	218	650,242
Lubbock Christian U	725	2,137,246
McMurry U	787	2,729,495
Our Lady of the Lake U	838	2,517,824
Paul Quinn C	305	1,049,011
Rice U	638	2,242,288
St. Edward's U	1,297	4,717,708
St. Mary's U	1,747	6,388,949
Schreiner U	486	1,685,979
Southern Methodist U	1,632	5,678,870
SW Adventist U	227	732,797
SW Assemblies of God U	514	1,593,503
SW Christian C	46	131,983
Southwestern U	442	1,514,576
Texas Christian U	1,564	5,139,021
Texas College	419	1,361,859
Texas Lutheran U	649	2,296,556
Texas Wesleyan U	1,074	3,162,192
Trinity U	421	1,474,394
U of Dallas	328	1,127,649
U of the Incarnate Word	1,416	5,192,428
U of Mary Hardin-Baylor	1,360	4,797,887
U of St. Thomas	678	2,423,102
Wayland Baptist U	550	1,213,270
Wiley C	323	1,220,904
<b>TOTAL</b>	<b>30,170</b>	<b>\$99,985,658</b>

(1) Amberton University does not participate in state student aid programs.

Source: Texas Higher Education Coordinating Board, FY 2008

\*TEG Funds were used to cover TEXAS Grant obligations as the program is phased out.

## Part II: Student Financial Aid Data

### TEXAS Grant Statistics 2007-2008\*

INSTITUTION	NUMBER OF RECIPIENTS	TEXAS GRANT FUNDS AWARDED
Abilene Christian U	90	\$265,081
Amberton U (1)		
Austin C	1	3,331
Baylor U	139	426,376
C of St. Thomas More	0	0
Concordia U Texas	0	0
Dallas Baptist U	11	34,548
East Texas Baptist U	39	119,357
Hardin-Simmons U	12	29,982
Houston Baptist U	33	92,008
Howard Payne U	38	112,125
Huston-Tillotson U	4	13,324
Jacksonville C	0	0
Jarvis Christian C	0	0
LeTourneau U	5	16,655
Lon Morris C	0	0
Lubbock Christian U	30	86,484
McMurry U	36	106,589
Our Lady of the Lake U	27	83,250
Paul Quinn C	0	0
Rice U	0	0
St. Edward's U	71	199,859
St. Mary's U	49	156,123
Schreiner U	6	15,878
Southern Methodist U	95	310,917
SW Adventist U	5	14,986
SW Assemblies of God U	11	30,287
SW Christian C	0	0
Southwestern U	7	21,651
Texas Christian U	26	79,920
Texas C	3	9,993
Texas Lutheran U	45	133,117
Texas Wesleyan U	14	45,302
Trinity U	29	91,488
U of Dallas	8	24,870
U of the Incarnate Word	44	125,861
U of Mary Hardin-Baylor	53	158,227
U of St. Thomas	14	44,969
Wayland Baptist U	9	23,512
Wiley C	0	0
<b>TOTAL</b>	<b>954</b>	<b>\$2,876,070</b>

(1) Amberton University does not participate in state student aid programs.

Source: Texas Higher Education Coordinating Board, FY 2008

\*TEG Funds were used to cover TEXAS Grant obligations as the program is phased out.

# Institution-level Data

---

## Texas College Work Study 2007-2008

<b>INSTITUTION</b>	<b>NUMBER OF RECIPIENTS</b>	<b>WORK STUDY FUNDS AWARDED</b>
Abilene Christian U	34	\$109,490
Amberton U (1)		
Austin C	14	17,619
Baylor U	85	121,202
C of St. Thomas More	2	2,867
Concordia U Texas	5	14,914
Dallas Baptist U	60	36,681
East Texas Baptist U	10	12,234
Hardin-Simmons U	46	39,272
Houston Baptist U	90	19,766
Howard Payne U	9	14,200
Huston-Tillotson U	9	8,640
Jacksonville C	13	2,349
Jarvis Christian C	5	6,132
LeTourneau U	39	31,320
Lon Morris C	3	4,175
Lubbock Christian U	98	23,961
McMurry U	34	53,161
Our Lady of the Lake U	10	17,793
Paul Quinn C	5	11,553
Rice U	5	14,960
St. Edward's U	20	34,065
St. Mary's U	35	66,247
Schreiner U	14	9,431
Southern Methodist U	21	40,236
SW Adventist U	15	11,182
SW Assemblies of God U	14	18,038
SW Christian C	3	2,372
Southwestern U	9	15,417
Texas Christian U	46	51,187
Texas C	8	10,798
Texas Lutheran U	25	17,214
Texas Wesleyan U	7	13,496
Trinity U	36	30,819
U of Dallas	9	13,549
U of the Incarnate Word	16	42,444
U of Mary Hardin-Baylor	80	120,077
U of St. Thomas	4	16,247
Wayland Baptist U	0	0
Wiley C	6	10,493
<b>TOTAL</b>	<b>944</b>	<b>\$1,085,601</b>

(1) Amberton University does not participate in state student aid programs.

Source: Texas Higher Education Coordinating Board, FY 2008

## Part II: Student Financial Aid Data

---

### Persistence of 2007 First-time Entering Undergraduates TEG Recipients to Fall 2008 at ICUT Institutions (6,540 students)

<b>ENROLLMENT</b>	<b>NUMBER</b>	<b>PERCENT</b>	<b>CUMULATIVE NUMBER OF STUDENTS</b>	<b>CUMULATIVE PERCENT</b>
Same ICUT Institution	4,494	68.72		68.72
Other ICUT Institution	69	1.06	4,563	69.77
Public 2 or 4 Year Institution	1,022	15.63	5,585	85.40
Not Found in Texas Institution	955	14.60	6,540	100.00

# Institution-level Data

---

## Graduation Rates for TEG Recipients at ICUT Institutions

<b>Fall 2002 Cohort</b>	<b>GRADUATING BY</b>	<b>PERCENT OF COHORT</b>	<b>PERCENTAGE PERSISTING</b>
4 Year Graduation Rate	Summer 2006	32.34%	38.26%
5 Year Graduation Rate	Summer 2007	50.73%	17.31%
6 Year Graduation Rate	Summer 2008	57.63%	9.55%

<b>Fall 2003 Cohort</b>	<b>GRADUATING BY</b>	<b>PERCENT OF COHORT</b>	<b>PERCENTAGE PERSISTING</b>
4 Year Graduation Rate	Summer 2007	34.51%	36.45%
5 Year Graduation Rate	Summer 2008	54.19%	15.67%
6 Year Graduation Rate	Summer 2009	N/A	N/A

<b>Fall 2004 Cohort</b>	<b>GRADUATING BY</b>	<b>PERCENT OF COHORT</b>	<b>PERCENTAGE PERSISTING</b>
4 Year Graduation Rate	Summer 2008	34.17%	35.22%
5 Year Graduation Rate	Summer 2009	N/A	N/A
6 Year Graduation Rate	Summer 2010	N/A	N/A

N/A = Not Available at time of publication

Source: THECB

---

# Part III: Faculty Data



---

## Summary of Faculty Data

The number of full-time faculty at ICUT institutions increased from 5,913 in 2007-08 to 5,920 in 2008-09, 0.12%.

The number of tenured faculty at ICUT institutions increased by 1.4% from 2007-08 to 2008-09. Tenured faculty at the rank of professor increased by 0.2%; tenured associate professors increased by 6.2%; and tenured assistant professors decreased by 28.9%.

# Institution-level Data

## Full-time Faculty 2008-2009

ICUT INSTITUTION	PROF	ASSOC	ASST	INST	LECT	OTHER	TOTAL
Abilene Christian U	56	68	70	34	0	0	228
Amberton U	15	0	0	0	0	0	15
Austin C	30	39	24	1	0	0	94
Baylor U	231	201	137	1	253	0	823
C of St. Thomas More	3	0	2	0	0	0	5
Concordia U Texas	13	14	20	4	0	0	51
Dallas Baptist U	43	17	53	0	0	0	113
East Texas Baptist U	29	12	18	5	0	0	64
Hardin-Simmons U	54	40	34	6	0	0	134
Houston Baptist U	42	35	45	6	0	0	128
Howard Payne U	22	23	26	5	0	0	76
Huston-Tillotson U	12	10	12	4	0	0	38
Jacksonville C	0	0	0	12	0	0	12
Jarvis Christian C	7	3	11	17	0	0	38
LeTourneau U	23	23	24	6	0	0	76
Lon Morris C	0	13	11	7	3	2	36
Lubbock Christian U	18	29	34	3	2	0	86
McMurry U	24	12	31	13	0	0	80
Our Lady of the Lake U	29	34	31	17	0	0	111
Paul Quinn C	2	15	3	3	0	0	23
Rice U	257	110	126	18	73	14	598
St. Edward's U	42	55	81	8	0	2	188
St. Mary's U	77	43	57	6	9	0	192
Schreiner U	14	13	16	14	0	6	63
Southern Methodist U	191	161	132	1	165	5	655
SW Adventist U	20	17	16	3	0	0	56
SW Assemblies of God U	14	11	21	13	2	0	61
SW Christian C	0	10	0	1	0	0	11
Southwestern U	34	44	34	1	0	8	121
Texas Christian U	139	153	114	66	34	0	506
Texas C	4	7	10	14	0	0	35
Texas Lutheran U	18	27	24	3	4	0	76
Texas Wesleyan U	67	30	37	13	0	0	147
Trinity U	85	65	63	13	0	0	226
U of Dallas	28	40	47	10	0	0	125
U of the Incarnate Word	40	53	68	39	0	0	200
U of Mary Hardin-Baylor	30	44	44	9	0	0	127
U of St. Thomas	40	47	36	3	6	0	132
Wayland Baptist U	26	43	34	8	1	0	112
Wiley C	6	16	21	14	1	0	58
<b>TOTAL</b>	<b>1,785</b>	<b>1,577</b>	<b>1,567</b>	<b>401</b>	<b>553</b>	<b>37</b>	<b>5,920</b>

Source: ICUT

## Part III: Faculty Data

### Tenured Faculty 2008-2009

	PROF	ASSOC	ASST	INST	LECT	OTHER	TOTAL
Abilene Christian U	54	52	6	0	0	0	112
Amberton U	0	0	0	0	0	0	0
Austin C	30	37	0	0	0	0	67
Baylor U	225	179	5	1	0	0	410
C of St. Thomas More	0	0	0	0	0	0	0
Concordia U Texas	2	0	0	0	0	0	2
Dallas Baptist U	2	0	0	0	0	0	2
East Texas Baptist U	2	0	0	0	0	0	2
Hardin-Simmons U	48	34	6	0	0	0	88
Houston Baptist U	0	0	0	0	0	0	0
Howard Payne U	6	0	0	0	0	0	6
Huston-Tillotson U	3	0	0	0	0	0	3
Jacksonville C	0	0	0	0	0	0	0
Jarvis Christian C	4	0	0	0	0	0	4
LeTourneau U	23	17	14	0	0	0	54
Lon Morris C	0	1	0	0	0	0	1
Lubbock Christian U	16	21	5	0	0	0	42
McMurry U	23	12	2	0	0	0	37
Our Lady of the Lake U	16	7	0	0	0	0	23
Paul Quinn C	0	0	0	0	0	0	0
Rice U	255	110	0	0	0	0	365
St. Edward's U	41	15	0	0	0	0	56
St. Mary's U	70	37	4	0	0	0	111
Schreiner U	14	13	0	0	0	0	27
Southern Methodist U	189	148	2	0	2	0	341
SW Adventist U	18	6	0	0	0	0	24
SW Assemblies of God U	7	1	5	0	0	0	13
SW Christian C	0	3	0	0	0	0	3
Southwestern U	34	42	0	0	0	0	76
Texas Christian U	126	136	7	4	0	0	273
Texas C	1	0	0	0	0	0	1
Texas Lutheran U	18	22	5	0	0	0	45
Texas Wesleyan U	64	18	3	0	0	0	85
Trinity U	85	62	0	0	0	0	147
U of Dallas	26	36	5	0	0	0	67
U of the Incarnate Word	35	40	3	0	0	0	78
U of Mary Hardin-Baylor	23	18	0	0	0	0	41
U of St. Thomas	38	41	2	0	0	0	81
Wayland Baptist U	0	0	0	0	0	0	0
Wiley C	1	1	0	0	0	0	2
<b>TOTAL</b>	<b>1,499</b>	<b>1,109</b>	<b>74</b>	<b>5</b>	<b>2</b>	<b>0</b>	<b>2,689</b>

Source: ICUT

## Institution-level Data

---

---

# Part IV: Financial Data



---

## Summary of Financial Data

As a whole, revenue at ICUT institutions decreased by 29.7%, from \$4.33 billion in 2006-07 to \$3.04 billion in 2007-08. Private Gifts decreased 80.9%, and Other Revenue, which includes investment returns, decreased by 42.92%.

Total expenditures at ICUT institutions increased by 7.6%, from \$2.526 billion in 2006-07 to \$2.717 billion in 2007-08.

Land, buildings and equipment increased in value as a whole by 11.6%.

The Endowment table shows that the total market value of endowments increased by 1.3% between the beginning and end of fiscal year 2008.

# Institution-level Data

## Expenditures by Function 2007-2008

ICUT INSTITUTION	INSTRUCTION	RESEARCH	PUBLIC SERVICE	ACADEMIC SUPPORT	STUDENT SERVICES
Abilene Christian U	\$30,276,734	\$409,589	\$2,635,979	\$8,033,695	\$8,911,226
Amberton U	2,442,310	15,363	0	482,191	159,980
Austin C	15,727,473	137,957	10,300	2,748,641	7,746,492
Baylor U	176,204,000	11,200,000	4,183,000	37,966,000	66,777,000
C of St. Thomas More	279,166	0	9,567	37,867	15,221
Concordia U Texas	9,651,087	0	0	1,419,521	4,184,089
Dallas Baptist U	23,218,897	0	0	3,682,636	13,411,898
East Texas Baptist U	6,240,782	0	0	779,597	4,901,491
Hardin-Simmons U	17,817,492	0	0	1,703,811	3,337,507
Houston Baptist U	15,691,488	0	0	3,575,566	4,806,834
Howard Payne U	7,295,868	0	0	1,298,900	4,273,778
Huston-Tillotson U	3,825,156	0	0	498,978	1,865,363
Jacksonville C	495,679	0	0	175,064	226,212
Jarvis Christian C	3,315,582	0	313,650	1,334,475	862,836
LeTourneau U	19,960,515	1,023,192	221,138	3,110,491	13,341,285
Lon Morris C	1,913,049	0	0	37,609	0
Lubbock Christian U	8,460,769	0	9,668	3,141,880	2,859,799
McMurry U	8,499,036	0	0	2,032,002	2,567,535
Our Lady of the Lake U	16,205,096	0	0	5,520,447	8,789,495
Paul Quinn C	2,314,753	0	0	2,365,231	2,624,744
Rice U	195,282,668	60,507,972	3,361,030	37,522,076	36,808,007
St. Edward's U	33,888,211	0	0	11,951,653	11,440,344
St. Mary's U	28,687,156	987,526	1,236,618	10,784,168	9,726,557
Schreiner U	5,606,831	0	0	1,304,209	3,486,544
Southern Methodist U	115,441,000	14,104,000	11,336,000	62,760,000	29,232,000
SW Adventist U	6,108,603	0	148,546	1,041,638	1,755,442
SW Assemblies of God U	5,676,395	0	0	1,655,660	595,929
SW Christian C	653,785	0	0	218,437	329,792
Southwestern U	16,505,153	934,097	125,965	5,977,100	8,220,129
Texas Christian U	98,634,000	5,243,000	0	24,390,000	23,153,000
Texas C	1,879,428	0	0	1,083,972	825,100
Texas Lutheran U	7,348,459	66,797	472,265	1,921,041	5,472,317
Texas Wesleyan U	22,856,298	55,868	249,511	3,933,864	5,701,053
Trinity U	32,073,761	1,104,788	2,630,558	8,512,072	14,734,811
U of Dallas	21,595,608	31,323	0	3,870,123	7,730,936
U of the Incarnate Word	29,519,616	57,920	1,237	12,001,809	4,238,449
U of Mary Hardin-Baylor	17,737,013	0	0	2,696,781	9,290,315
U of St. Thomas	19,863,089	0	0	3,150,931	5,787,607
Wayland Baptist U	22,755,337	0	559,246	2,122,216	4,344,991
Wiley C	3,026,732	0	172,914	1,610,927	913,678
<b>TOTAL</b>	<b>\$1,054,974,075</b>	<b>\$95,879,392</b>	<b>\$27,677,192</b>	<b>\$278,453,279</b>	<b>\$335,449,786</b>

Source: IPEDS-F, Finance, 2008

## Part IV: Financial Data

### Expenditures by Function (continued) 2007-2008

ICUT INSTITUTION	INSTITUTIONAL SUPPORT	AUXILIARY ENTERPRISES	NET AID TO STUDENTS	OTHER	TOTAL
Abilene Christian U	\$21,380,884	\$25,051,007	\$0	\$0	\$96,699,114
Amberton U	2,303,897	0	0	1	5,403,742
Austin C	11,488,304	4,558,093	0	0	42,417,260
Baylor U	48,269,000	33,569,000	0	0	378,168,000
C of St. Thomas More	143,761	5,661	10,625	194,617	685,860
Concordia U Texas	6,760,773	2,119,003	0	0	24,134,473
Dallas Baptist U	11,956,663	3,847,884	0	0	56,117,978
East Texas Baptist U	3,476,841	3,992,752	0	0	19,391,463
Hardin-Simmons U	6,487,032	7,848,355	0	-146,759	37,047,438
Houston Baptist U	12,806,991	7,470,902	7,267,200	7,267,200	51,618,981
Howard Payne U	3,730,657	2,761,388	0	87,150	19,447,741
Huston-Tillotson U	3,843,973	895,233	942,555	3,447,813	14,376,516
Jacksonville C	288,852	186,404	0	2,263,671	3,635,882
Jarvis Christian C	4,876,991	2,267,808	0	0	12,971,342
LeTourneau U	6,119,806	8,016,988	0	0	51,793,415
Lon Morris C	4,114,689	1,336,745	3,557,645	3,667,855	11,069,947
Lubbock Christian U	4,273,448	7,954,199	0	7,386,438	34,086,201
McMurry U	4,153,597	5,807,127	249,977	249,977	23,309,274
Our Lady of the Lake U	10,415,750	1,564,185	0	0	42,494,973
Paul Quinn C	1,024,275	2,014,648	0	0	10,343,651
Rice U	40,277,786	36,471,891	13,954,570	13,954,570	424,186,000
St. Edward's U	14,319,698	11,813,579	0	0	83,413,485
St. Mary's U	14,625,988	12,315,420	0	0	78,363,433
Schreiner U	4,484,797	3,848,650	0	0	18,731,031
Southern Methodist U	83,017,000	42,059,000	3,481,000	9,246,000	367,195,000
SW Adventist U	4,173,112	3,018,756	0	0	16,246,097
SW Assemblies of God U	3,701,722	2,161,605	0	7,260,106	21,051,417
SW Christian C	1,130,822	594,997	893,367	2,069,236	4,997,069
Southwestern U	13,317,264	8,565,037	0	0	53,644,745
Texas Christian U	23,363,000	70,879,000	0	19,796,000	265,458,000
Texas C	4,633,882	1,843,522	0	0	10,265,904
Texas Lutheran U	8,395,135	4,898,984	0	0	28,574,998
Texas Wesleyan U	9,722,769	3,826,182	0	2,293,205	48,638,750
Trinity U	18,935,074	12,103,998	0	0	90,095,062
U of Dallas	6,877,415	7,631,749	0	0	47,737,154
U of the Incarnate Word	16,496,544	9,350,386	0	1,391,083	73,057,044
U of Mary Hardin-Baylor	7,675,647	8,152,888	0	0	45,552,644
U of St. Thomas	10,013,046	5,453,712	0	2,699,744	46,968,129
Wayland Baptist U	3,195,600	3,785,067	0	5,561,666	42,324,123
Wiley C	7,600,040	2,011,795	0	0	15,336,086
<b>TOTAL</b>	<b>\$463,872,525</b>	<b>\$372,053,600</b>	<b>\$30,356,939</b>	<b>\$88,689,573</b>	<b>\$2,717,049,422</b>

(1) Net aid to students refers to student grants that are reported as expenditures. It does not include student aid in the form of work study or reduced tuition.

# Institution-level Data

## Sources of Revenue 2007-2008

ICUT INSTITUTION	TUITION & FEES	GOVT APPROP	GOVT GRANTS	PRIVATE GIFTS	OTHER REVENUE	TOTAL
Abilene Christian U	\$45,638,448	\$0	\$6,732,958	\$5,784,358	\$55,219,156	\$113,374,920
Amberton U	6,123,684	0	0	0	424,560	6,548,244
Austin C	21,427,640	0	581,308	0	24,159,512	46,168,460
Baylor U	222,736,000	0	24,587,000	0	185,776,000	433,099,000
C of St. Thomas More	218,884	0	89,767	0	764,219	1,072,870
Concordia U Texas	15,774,313	0	1,935,179	4,364,335	1,119,302	23,193,129
Dallas Baptist U	44,751,350	0	551,164	0	25,537,447	70,839,961
East Texas Baptist U	9,825,556	0	166,810	4,790,902	6,900,334	21,683,602
Hardin-Simmons U	21,460,070	0	184,250	0	22,660,555	44,304,875
Houston Baptist U	24,315,450	0	0	7,300,866	9,484,423	41,100,739
Howard Payne U	10,687,923	0	0	0	10,965,486	21,653,409
Huston-Tillotson U	5,521,988	0	2,904,175	0	5,937,332	14,363,495
Jacksonville C	1,565,752	0	774,224	1,101,752	249,213	3,690,941
Jarvis Christian C	4,121,944	0	1,740,771	0	5,615,704	11,478,419
LeTourneau U	39,783,581	0	3,647,471	0	13,488,186	56,919,238
Lon Morris C	3,474,132	0	1,337,957	0	4,900,772	9,712,861
Lubbock Christian U	15,382,244	0	2,177,235	0	16,840,193	34,399,672
McMurry U	14,099,894	0	5,059,748	8,748,676	6,295,796	34,204,114
Our Lady of the Lake U	28,099,789	0	4,232,073	0	10,638,142	42,970,004
Paul Quinn C	3,717,422	0	3,897,254	0	1,982,069	9,596,745
Rice U	83,632,000	0	69,834,020	0	260,471,980	413,938,000
St. Edward's U	65,305,320	0	2,316,570	3,835,856	8,641,937	80,099,683
St. Mary's U	45,367,565	0	10,000,615	0	17,439,149	72,807,329
Schreiner U	9,787,106	0	396,165	0	16,401,652	26,584,923
Southern Methodist U	198,138,000	0	23,274,000	0	253,329,000	474,741,000
SW Adventist U	7,946,841	0	983,854	1,351,893	5,248,039	15,530,627
SW Assemblies of God U	13,660,565	0	0	0	6,679,713	20,340,278
SW Christian C	1,250,505	0	839,144	2,139,440	3,039,081	7,268,170
Southwestern U	20,247,454	0	521,813	0	-1,945,412	18,823,855
Texas Christian U	146,266,000	0	10,953,000	0	192,635,000	349,854,000
Texas C	3,444,701	0	4,826,191	0	2,104,210	10,375,102
Texas Lutheran U	14,727,515	0	3,282,896	0	13,764,997	31,775,408
Texas Wesleyan U	38,481,553	0	1,514,452	0	6,549,525	46,545,530
Trinity U	39,184,670	0	1,923,658	0	90,567,470	131,675,798
U of Dallas	64,910,273	0	4,845,626	12,865,787	11,609,978	94,231,664
U of the Incarnate Word	28,767,579	0	1,553,066	3,731,784	9,529,020	43,581,449
U of Mary Hardin-Baylor	32,022,491	0	502,756	0	17,214,473	49,739,720
U of St. Thomas	31,020,710	0	518,730	18,091,475	4,937,193	54,568,108
Wayland Baptist U	26,209,413	0	714,428	6,346,968	9,150,314	42,421,123
Wiley C	5,851,322	0	2,804,722	6,441,543	2,944,627	18,042,214
<b>TOTAL</b>	<b>\$1,414,947,647</b>	<b>\$0</b>	<b>\$202,205,050</b>	<b>\$86,895,635</b>	<b>\$1,339,270,347</b>	<b>\$3,043,318,679</b>

Source: IPEDS Finance, 2008

## Part IV: Financial Data

### Land, Buildings and Equipment 2007-2008

ICUT INSTITUTION	LAND AND LAND IMPROVEMENTS	BUILDINGS	EQUIPMENT (INCLUDING ART AND LIBRARY)	TOTAL
Abilene Christian U	\$3,606,126	\$145,602,327	\$27,425,110	\$176,633,563
Amberton U	200,000	1,703,592	867,902	2,771,494
Austin C	11,685,442	79,952,232	17,252,027	108,889,701
Baylor U	40,923,000	622,886,000	170,980,000	834,789,000
C of St. Thomas More	135,892	934,788	340,111	1,410,791
Concordia U Texas	20,945,000	662,993	2,193,254	23,801,247
Dallas Baptist U	15,184,222	49,817,110	14,526,689	79,528,021
East Texas Baptist U	5,266,479	28,846,457	8,957,361	43,070,297
Hardin-Simmons U	1,896,592	65,615,533	20,639,804	88,151,929
Houston Baptist U	14,627,664	60,402,473	24,219,289	99,249,426
Howard Payne U	2,454,167	32,888,393	3,485,586	38,828,146
Huston-Tillotson U	1,925,081	6,051,751	870,190	8,847,022
Jacksonville C	267,045	2,794,325	1,122,121	4,183,491
Jarvis Christian C	61,509	30,225,320	11,217,588	41,504,417
LeTourneau U	8,866,766	77,887,746	18,717,982	105,472,494
Lon Morris C	261,275	16,606,120	6,690,568	23,557,963
Lubbock Christian U	5,073,908	35,354,818	9,902,912	50,331,638
McMurry U	2,171,686	30,744,061	16,134,039	49,049,786
Our Lady of the Lake U	2,327,192	38,417,425	24,798,163	65,542,780
Paul Quinn C	2,987,642	6,770,679	960,608	10,718,929
Rice U	23,768,000	673,674,000	148,432,000	845,874,000
St. Edward's U	19,116,501	136,518,570	25,203,367	180,838,438
St. Mary's U	12,430,374	79,472,910	45,210,340	137,113,624
Schreiner U	9,715,138	35,884,700	11,900,734	57,500,572
Southern Methodist U	156,833,000	574,982,000	99,812,000	831,627,000
SW Adventist U	2,588,227	21,779,154	4,732,937	29,100,318
SW Assemblies of God U	31,662,052	34,377,740	6,538,102	72,577,894
SW Christian C	110,246	2,440,331	767,972	3,318,549
Southwestern U	13,712,776	113,586,631	31,197,225	158,496,632
Texas Christian U	36,921,000	447,567,000	102,399,000	586,887,000
Texas C	405,828	6,605,217	5,974,845	12,985,890
Texas Lutheran U	10,662,654	44,260,350	11,520,204	66,443,208
Texas Wesleyan U	3,911,754	53,060,697	39,151,296	96,123,747
Trinity U	18,405,710	166,291,507	74,185,742	258,882,959
U of Dallas	18,363,137	64,707,455	12,164,327	95,234,919
U of the Incarnate Word	9,249,201	100,731,329	15,162,697	125,143,227
U of Mary Hardin-Baylor	11,580,278	65,069,296	18,073,632	94,723,206
U of St. Thomas	19,640,790	89,537,891	27,827,930	137,006,611
Wayland Baptist U	3,672,182	49,956,159	19,488,144	73,116,485
Wiley C	1,432,569	17,155,374	9,612,999	28,200,942
<b>TOTAL</b>	<b>545,048,105</b>	<b>4,111,822,454</b>	<b>1,090,656,797</b>	<b>5,747,527,356</b>

Source: IPEDS Finance, 2008

# Institution-level Data

## Endowment 2008

ICUT INSTITUTION	FY 2008 BEGINNING MARKET VALUE	FY 2008 ENDING MARKET VALUE
Abilene Christian U	\$251,326,719	\$258,317,831
Amberton U	21,433,563	21,980,339
Austin C	144,742,739	140,822,803
Baylor U	1,014,044,000	1,068,934,000
C of St. Thomas More	111,152	236,902
Concordia U Texas	12,686,822	13,377,515
Dallas Baptist U	33,000,894	36,389,065
East Texas Baptist U	64,570,339	63,598,617
Hardin-Simmons U	123,864,511	129,032,045
Houston Baptist U	94,002,337	81,021,088
Howard Payne U	50,157,643	47,785,136
Huston-Tillotson U	6,964,564	6,988,586
Jacksonville C	2,030,643	2,191,892
Jarvis Christian C	14,965,156	11,753,703
LeTourneau U	6,857,706	6,546,522
Lon Morris C	16,874,713	16,870,697
Lubbock Christian U	10,898,640	11,475,068
McMurry U	70,229,672	73,046,008
Our Lady of the Lake U	31,375,329	30,116,136
Paul Quinn C	7,190,731	7,016,506
Rice U	4,669,544,000	4,609,863,000
St. Edward's U	62,479,235	57,225,700
St. Mary's U	154,339,141	147,053,623
Schreiner U	46,625,602	46,522,841
Southern Methodist U	1,329,274,000	1,401,274,000
SW Adventist U	10,884,772	9,798,226
SW Assemblies of God U	3,479,744	3,542,152
SW Christian C	0	1,886
Southwestern U	313,998,611	284,272,430
Texas Christian U	1,316,402,000	1,380,621,000
Texas C	1,440,401	1,448,852
Texas Lutheran U	61,507,815	65,670,732
Texas Wesleyan U	49,055,325	48,116,986
Trinity U	991,111,961	1,034,659,488
U of Dallas	48,856,941	49,786,095
U of the Incarnate Word	55,098,509	64,847,273
U of Mary Hardin-Baylor	64,237,677	65,912,000
U of St. Thomas	53,248,362	56,889,905
Wayland Baptist U	51,765,260	51,027,117
Wiley C	337,718	295,688
<b>TOTAL</b>	<b>\$11,261,014,947</b>	<b>\$11,406,329,453</b>

Source: IPEDS



## The Members of Independent Colleges and Universities of Texas

Abilene Christian University	Abilene
Amberton University	Garland
Austin College	Sherman
Baylor University	Waco
College of St. Thomas More	Fort Worth
Concordia University Texas	Austin
Dallas Baptist University	Dallas
East Texas Baptist University	Marshall
Hardin-Simmons University	Abilene
Houston Baptist University	Houston
Howard Payne University	Brownwood
Huston-Tillotson University	Austin
Jacksonville College	Jacksonville
Jarvis Christian College	Hawkins
LeTourneau University	Longview
Lon Morris College	Jacksonville
Lubbock Christian University	Lubbock
McMurry University	Abilene
Our Lady of The Lake University	San Antonio
Paul Quinn College	Dallas
Rice University	Houston
Schreiner University	Kerrville
Southern Methodist University	Dallas
Southwestern University	Georgetown
St. Edward's University	Austin
St. Mary's University	San Antonio
Southwestern Adventist University	Keene
Southwestern Assemblies of God University	Waxahachie
Southwestern Christian College	Terrell
Texas Christian University	Fort Worth
Texas College	Tyler
Texas Lutheran University	Seguin
Texas Wesleyan University	Fort Worth
Trinity University	San Antonio
University of Dallas	Irving
University of Incarnate Word	San Antonio
University of Mary Hardin-Baylor	Belton
University of St. Thomas	Houston
Wayland Baptist University	Plainview
Wiley College	Marshall

Independent Colleges and Universities of Texas, Inc.

P. O. Box 13105  
Austin, Texas 78711  
512-472-9522  
512-472-2371 (fax)