

ICUT
Annual Statistical Report
2006



Independent Colleges and Universities of Texas, Inc.
Stretching Minds. Stretching Money.

ICUT
Annual Statistical Report
2006

Carol McDonald
President

ICUT

Independent Colleges and Universities of Texas, Inc.
400 West 15th Street, Suite 850
P.O. Box 13105, Austin, Texas 78711-3105

TABLE OF CONTENTS

Preface	i
Acknowledgments	iii
ICUT	v
ICUT Institutions	vii
Introduction	1
Section 1: OVERVIEW OF ICUT	
Enrollment	4
Student Credit Hours	4
Enrollment by Ethnicity	5
Enrollment by Geographic Distribution	6
Degrees Awarded	6
Sources of Student Financial Aid	7
Average Tuition and Fees	7
Full-time Faculty	8
Expenditures	9
Sources of Revenue	10
Section 2: FIVE-YEAR TRENDS	
Total Enrollment	12
Minority Enrollment	13
Tuition and Fees	14
Institutional Financial Aid	15
Student-to-faculty Ratio	16

Section 3: INSTITUTION-LEVEL DATA

Part I: Student Data

Summary of Student Data	21
Enrollment	22
First-time, First-year, Degree-seeking	23
Semester Credit Hours	24
Geographic Distribution	25
Ethnicity	26
Degrees Awarded	28
Persistence of Undergraduates	29

Part II: Student Financial Aid Data

Summary of Student Financial Aid Data	33
Student Costs	34
Sources of Student	35
Tuition Equalization Grant Statistics	36
TEXAS Grant Statistics	37
Texas College Work Study Statistics	38

Part III: Faculty Data

Summary of Faculty Data	41
Full-time Faculty	42
Tenured Faculty	43

Part IV: Financial Data

Summary of Financial Data	47
Expenditures by Function	48
Sources of Revenue	50
Land, Buildings and Equipment	51
Endowment	52



Preface

The 2006 ICUT Annual Statistical Report presents data by institution for all 40 ICUT institutions. Data collected on students, faculty, student financial aid, and institutional finances are presented in four parts and include summary pages comparing the totals with the previous year. Every effort has been made to ensure comparability with the previous year's data.

The 2006 Annual Statistical Report was produced by Elizabeth Puthoff and was edited by Joy Doss and Nancy Ward.



Acknowledgments

The ICUT staff wishes to thank member institutions for collecting the data presented in this report. Special thanks go to the Institutional Research Officers, Financial Aid Officers and Chief Financial Officers for the time and energy they expended to provide us the information that is presented here. We could not have produced this report without their help.

Since the analyses in any report are only as good as the data upon which they are based, we sincerely appreciate the careful and conscientious efforts of all who provide information.

The ICUT Staff



ICUT
Independent Colleges and Universities of Texas
Stretching Minds. Stretching Money.

Our purpose...

ICUT works with the Legislature, state agencies and other appropriate organizations to promote access for all Texans to the state's private colleges and universities.

Our primary activity is to support and enhance the Tuition Equalization Grant...

The TEG offers two compelling advantages:

The TEG stretches the state's higher education dollar. Helping students find places at private colleges or universities costs less than educating them at state universities.

The TEG helps Texas students from all legislative districts attend the colleges of their choice.

Other important ICUT activities include...

Helping legislators find information they need about higher education.

Monitoring the legislative process on behalf of Texas' private institutions and assisting them with appropriate responses and initiatives.

Finding ways to control costs at ICUT institutions by negotiating as a group for goods and services.

An established institution...

Founded in 1965, ICUT is a public policy organization in Austin which helps legislators, state administrators, high school counselors and students understand the TEG and other public policy issues that provide access to Texas' private colleges and universities.

How the TEG stretches taxpayers' dollars

The average TEG award in fiscal year 2005 was \$2,682. In contrast, about \$6,888 was appropriated for every full-time student enrolled at a state university—almost a three-to-one savings. It would cost taxpayers more than \$192 million to enroll TEG recipients in state universities, and this would strain the capacity of those institutions.

How the TEG helps Texans

Texas students seeking TEG assistance must demonstrate financial need through the Free Application for Federal Student Aid (FAFSA). To qualify, students must be Texas residents, enroll full-time, maintain a 2.5 GPA by the end of their second year, pay higher tuition than charged at a public institution, and not be athletic scholarship recipients.



ICUT INSTITUTIONS

Abilene Christian University
Amberton University
Austin College
Baylor University
College of St. Thomas More
Concordia University at Austin
Dallas Baptist University
East Texas Baptist University
Hardin-Simmons University
Houston Baptist University
Howard Payne University
Huston-Tillotson University
Jacksonville College
Jarvis Christian College
LeTourneau University
Lon Morris College
Lubbock Christian University
McMurry University
Our Lady of the Lake University
Paul Quinn College
Rice University
St. Edward's University
St. Mary's University
Schreiner University
Southern Methodist University
Southwestern Adventist University
Southwestern Assemblies of God University
Southwestern Christian College
Southwestern University
Texas Christian University
Texas College
Texas Lutheran University
Texas Wesleyan University
Trinity University
University of Dallas
University of the Incarnate Word
University of Mary Hardin-Baylor
University of St. Thomas
Wayland Baptist University
Wiley College

Introduction

The 2006 Statistical Report contains both raw data and trend analysis. Data sources are cited in each table and include the National Center for Educational Statistics Integrated Postsecondary Education Data System (IPEDS), the Texas Higher Education Coordinating Board (THECB), The College Board and ICUT data collection forms.

Sections 1 and 2 give an overview of ICUT institutions as a whole. The first chapter summarizes current-year data and the second gives a five-year trend for key variables.

Section 3 contains institution-level data in table form. There are three sections within this chapter: Part I contains student data, including: headcount; first-time, first-year, degree seeking; semester credit hours; geographic distribution; ethnicity; degrees awarded; and persistence of undergraduates.

Part II presents data on student costs and a broad summary of sources of student aid. Grant statistics are given for the Tuition Equalization Grant program, a state program for students attending independent colleges and universities in Texas. Also included are award totals for the state-supported TEXAS Grant and College Work Study programs, available to students at both public and independent colleges and universities in Texas. The TEXAS Grant program is currently being phased out at ICUT institutions.

Part III provides data on faculty at ICUT institutions, including the number of full-time faculty by rank and the number of tenured faculty by rank.

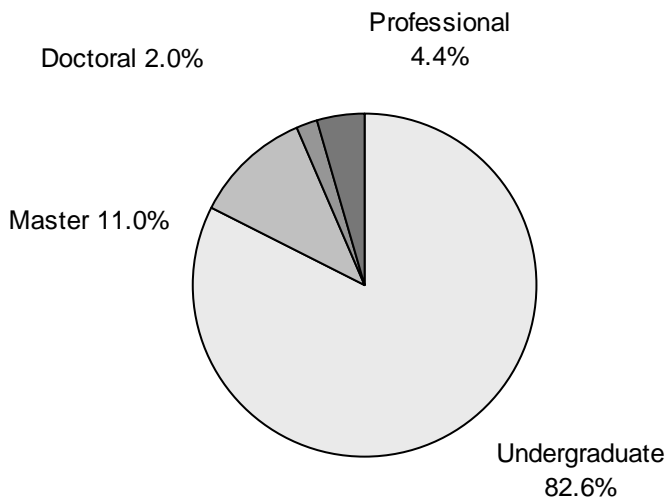
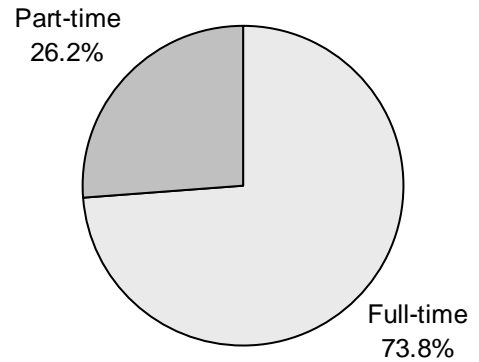
Part IV presents institutional financial data, including: data on expenditures by function; sources of revenue; value of land, buildings, and equipment; and endowment.

Section 1: Overview of ICUT

Overview of ICUT Institutions

Enrollment by Classification, Fall 2005		
Classification	Number	Percentage
Full-time	84,194	73.8
Part-time	29,931	26.2
Total	114,125	100.0

Source: IPEDS Fall Enrollment, 2005



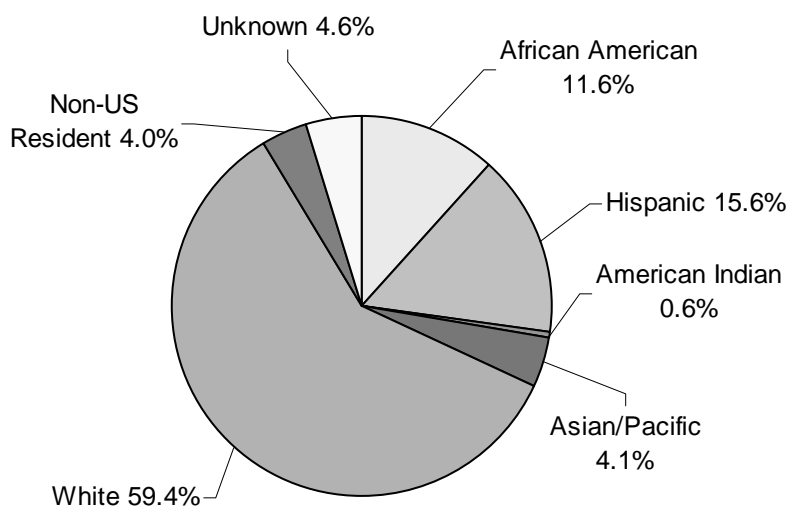
Credit Hours by Degree Classification, Fall 2005		
Classification	Number	Percentage
Undergraduate	2,415,205	82.6
Master	321,722	11.0
Doctoral	58,521	2.0
Professional	127,737	4.4
Total	2,923,185	100.0

Source: ICUT

Overview of ICUT Institutions

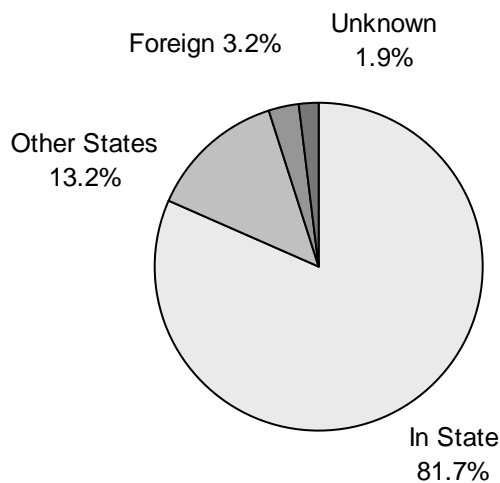
Enrollment by Ethnicity, Fall 2005		
Ethnicity	Number	Percentage
African American	13,286	11.6
Hispanic	17,857	15.6
American Indian	705	0.6
Asian/Pacific	4,669	4.1
White	67,815	59.4
Non-U.S. Resident	4,544	4.0
Unknown	5,249	4.6
Total	114,125	100.0

Source: IPEDS Fall Enrollment, 2005

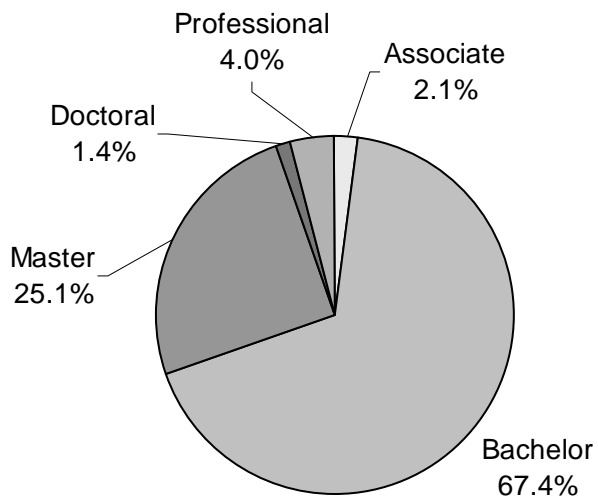


Overview of ICUT Institutions

Enrollment by Geographic Distribution, Fall 2005		
Residency	Number*	Percentage
In-State	94,106	81.7
Other States	15,210	13.2
Foreign	3,702	3.2
Unknown	2,164	1.9
Total	115,182	100.0



Source: ICUT
 *This total may include study abroad students and auditors and may, therefore, differ from IPEDS numbers.



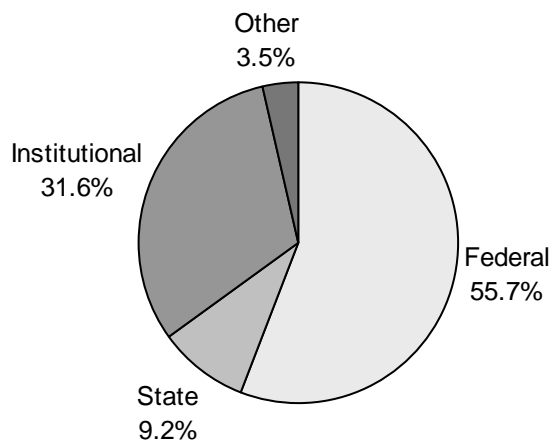
Degrees Awarded, 2004-2005		
Classification	Number	Percentage
Associate	544	2.1
Bachelor	17,145	67.4
Master	6,388	25.1
Doctoral	358	1.4
Professional	1,021	4.0
Total	25,456	100.0

Source: IPEDS Completions, 2004-2005

Overview of ICUT Institutions

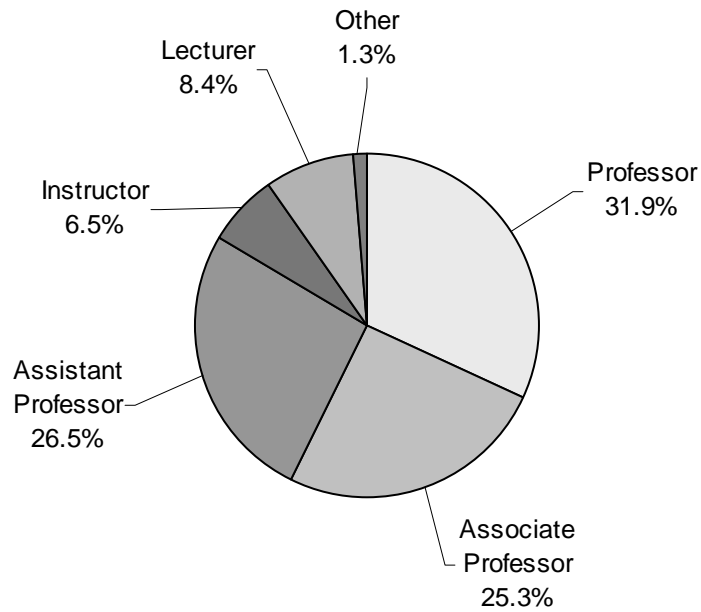
Sources of Student Financial Aid, 2004-2005		
Type	Amount	Percentage
Federal	\$650,578,053	55.7
State	108,067,660	9.2
Institutional	368,482,725	31.6
Other	40,323,355	3.5
Total	\$1,167,451,793	100.0

Source: ICUT



College Board, 2005-2006 Average Tuition and Fees, Private Institutions	\$18,310
ICUT Institutions, 2005-2006 Average Tuition and Fees	\$14,360
ICUT 2005-2006 Tuition and Fees Range	\$4,950 - \$26,880

Overview of ICUT Institutions



Full- Time Faculty by Classification, 2005-2006		
Classification	Number	Percentage
Professor	1,791	31.9
Associate Professor	1,423	25.3
Assistant Professor	1,487	26.5
Instructor	366	6.5
Lecturer	474	8.4
Other	73	1.3
Total	5,614	100.0

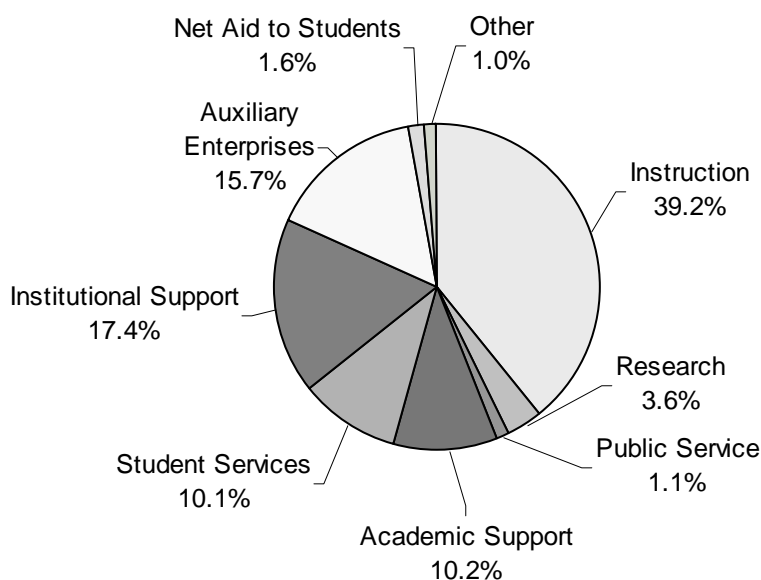
Source: ICUT

Overview of ICUT Institutions

Expenditures, 2004-2005		
Type	Amount	Percentage
Instruction	\$879,504,337	39.2
Research	81,591,981	3.6
Public Service	25,073,455	1.1
Academic Support	229,894,858	10.2
Student Services	225,942,778	10.1
Institutional Support	390,884,009	17.4
Auxiliary Enterprises	352,043,951	15.7
Net Aid to Students (1)	37,002,775	1.6
Other	22,392,825	1.0
Total	\$2,244,330,969	100.0

Source: IPEDS Finance, 2005

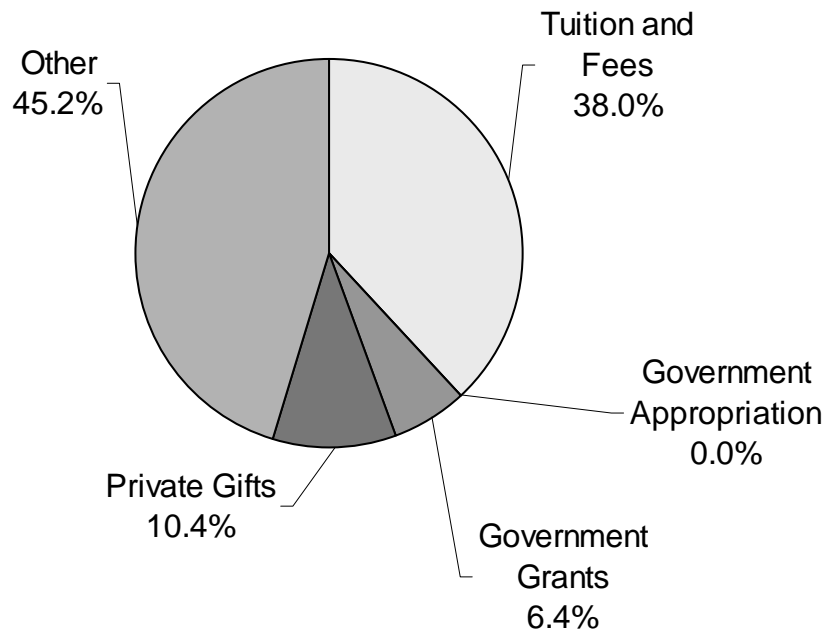
(1) Net aid to students refers to student grants that are reported as expenditures. It does not include student aid in the form of work study or reduced tuition.



Overview of ICUT Institutions

Sources of Revenue, 2004-2005		
Type	Amount	Percentage
Tuition and Fees	\$1,148,586,210	38.0
Government Appropriation	0	0.0
Government Grants	193,260,261	6.4
Private Gifts	312,881,010	10.4
Other	1,366,065,039	45.2
Total	\$3,020,792,520	100.0

Source: IPEDS Finance, 2005

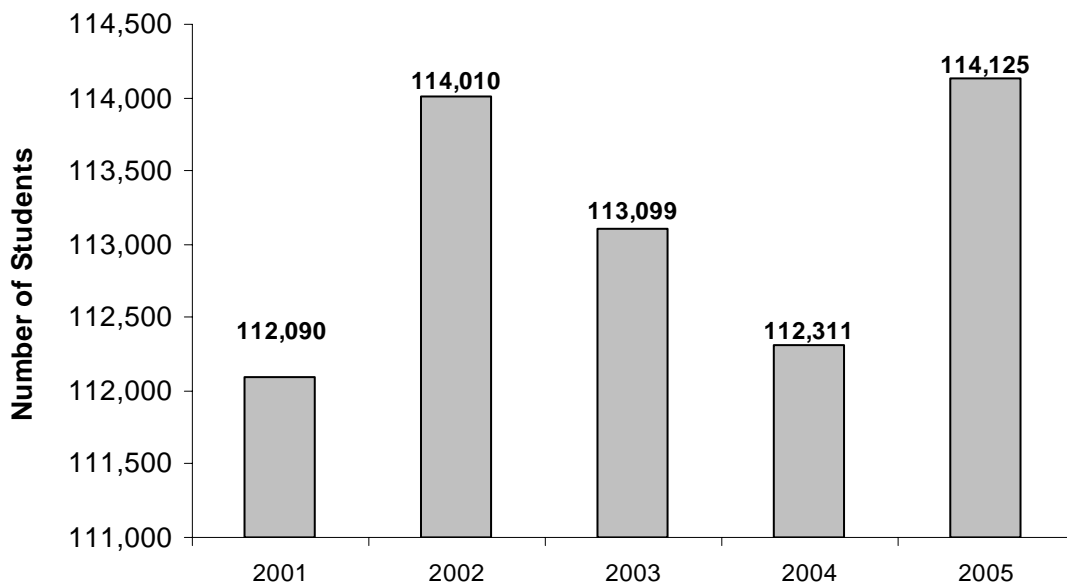


Section 2:

Five-year Trends at ICUT Institutions

Five-year Trend: Enrollment

Total Enrollment

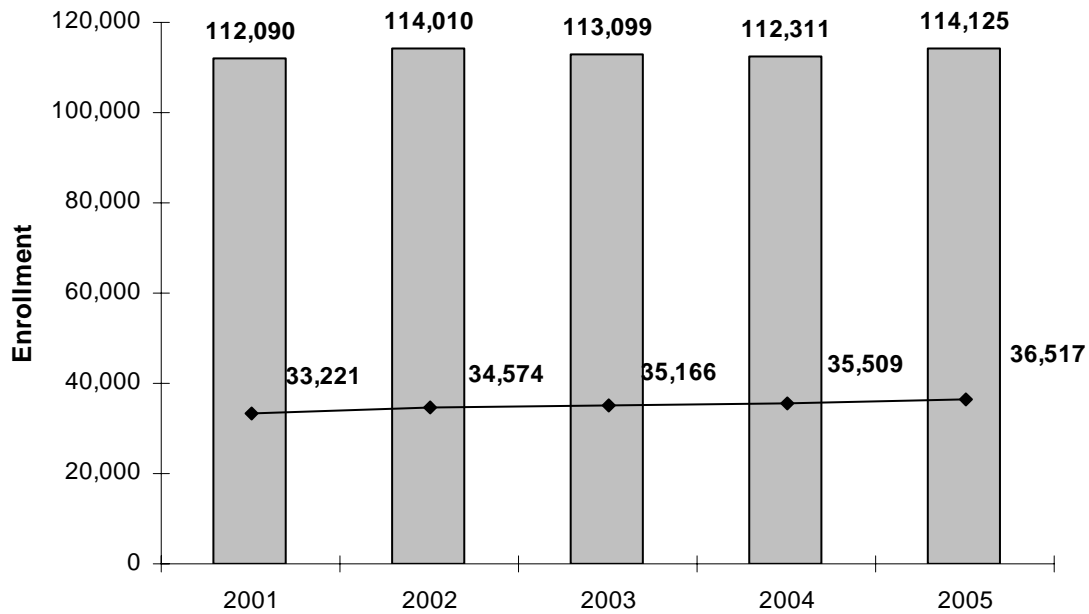


Overall Enrollment		
Year	Number of Students	Percent Change
2001	112,090	
2002	114,010	+1.7
2003	113,099	-0.8
2004	112,311	-0.7
2005	114,125	+1.6

Source: IPEDS Enrollment, 2005

Five-year Trend: Enrollment

Minority Enrollment

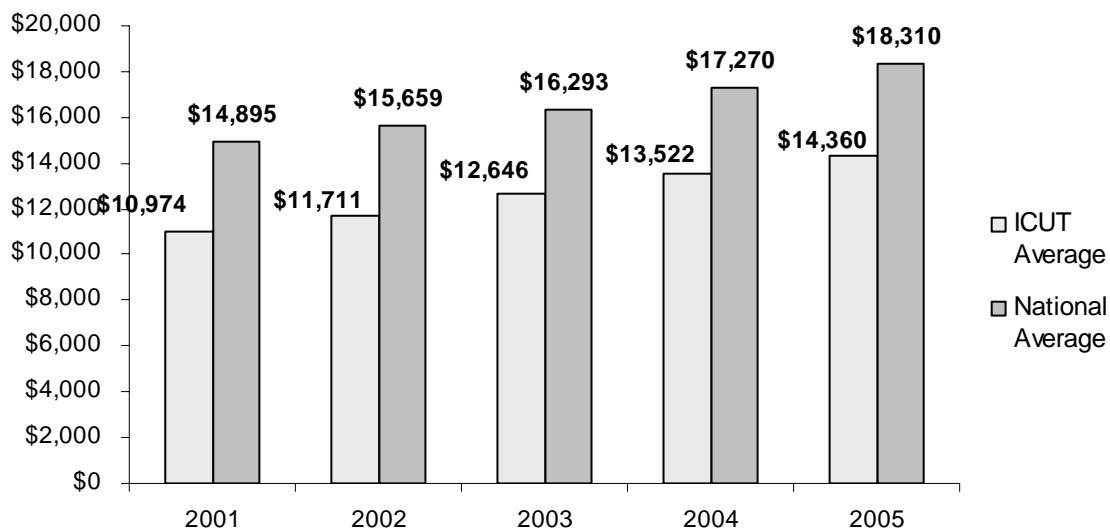


Minority Enrollment				
Year	Total Enrollment	Minority Enrollment	Percent	Percent Change
2001	112,090	33,221	29.6	
2002	114,010	34,574	30.3	+2.4
2003	113,099	35,166	31.1	+2.6
2004	112,311	35,509	31.6	+1.6
2005	114,125	36,517	32.0	+1.3

Source: IPEDS Enrollment, 2005

Five-year Trend: Tuition and Fees

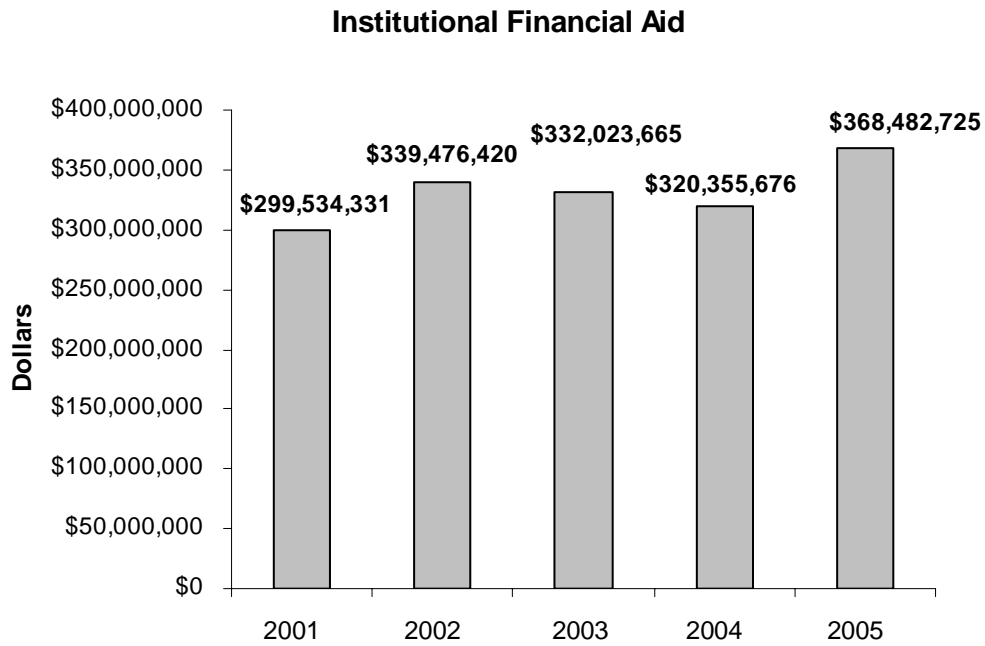
**Tuition and Fees:
ICUT Institutions vs. National Average**



Average Tuition and Fees				
Year	ICUT Institutions	Percent Change	National Average	Percent Change
2001	\$10,974		\$14,895	
2002	\$11,711	+6.7	\$15,659	+5.1
2003	\$12,646	+8.0	\$16,293	+4.0
2004	\$13,522	+6.9	\$17,270	+6.0
2005	\$14,360	+6.2	\$18,310	+6.0

Source: ICUT and The College Board

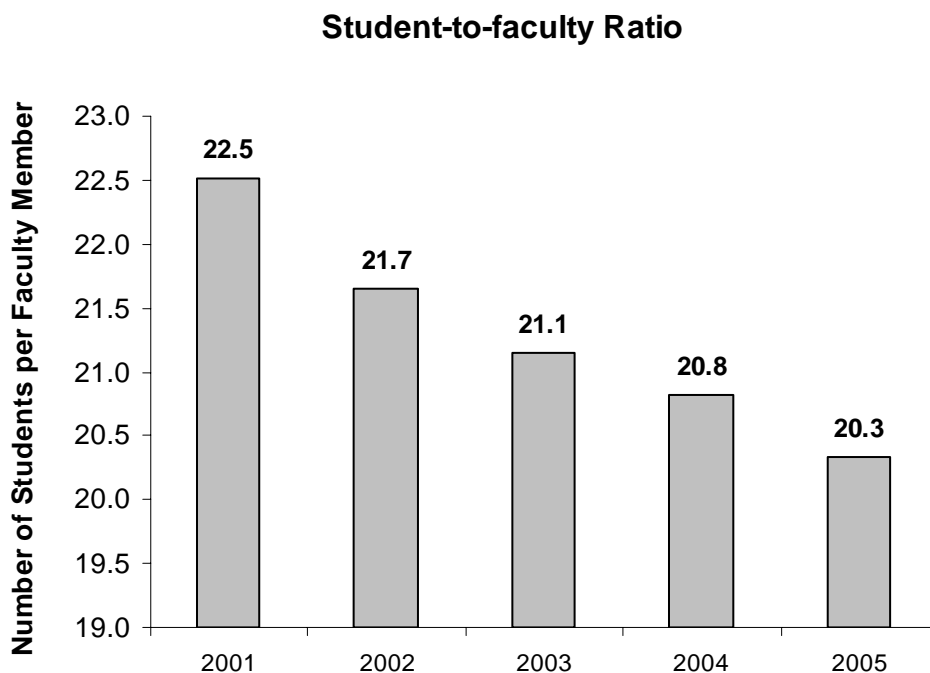
Five-year Trend: Institutional Aid



Institutional Financial Aid Awarded		
Year	Amount	Percent Change
2001	\$299,534,331	
2002	\$339,476,420	+13.3
2003	\$332,023,665	-2.2
2004	\$320,355,676	-3.5
2005	\$368,482,725	+15.0

Source: ICUT

Five-year Trend: Student-to-faculty Ratio



Student-to-faculty Ratio				
Year	Total Enrollment	Total Faculty	Ratio	Percent Change
2001	112,090	4,980	22.5 :1	
2002	114,010	5,264	21.7 :1	-3.6
2003	113,099	5,348	21.1 :1	-2.8
2004	112,311	5,393	20.8 :1	-1.4
2005	114,125	5,614	20.3 :1	-2.4

Source: ICUT and IPEDS Enrollment

Section 3:

Institution-level Data



Part I: Student Data



Summary of Student Data

The total headcount enrollment at ICUT institutions increased from 112,311 in fall 2004 to 114,125 in fall 2005, an increase of 1.6%. The number of first-time, first-year, degree-seeking students increased by 4.6% from fall 2004 to 2005. This number does not include an additional 748 students who were enrolled in ICUT institutions after Hurricane Katrina.

As a percentage of the total enrollment at all ICUT institutions in fall 2005, 59.4% of the students were white; 11.6% were African American; 15.6% were Hispanic; 4.1% were Asian/Pacific; 0.6% were American Indian; 4.0% were non-US residents; and 4.6% did not report.

ICUT institutions continue to serve primarily Texas residents, with 81.7% coming from Texas; 13.2% were from other states; and the remainder were from foreign countries or their residency status was not reported.

ICUT institutions remain focused on providing undergraduate education. A total of 82.6% of semester credit hours taken were in undergraduate courses, and 67.4% of the degrees awarded were bachelor's degrees.

The THECB provided data to demonstrate the persistence of first-time undergraduates from 2004 to the fall of 2005. A total of 72.97% remained at the same ICUT institution and a total of 85.31% remained in college in Texas.

Institution-level Data

Enrollment Fall 2005

ICUT INSTITUTION	FULL-TIME	PART-TIME	TOTAL
Abilene Christian U	4,227	458	4,685
Amberton U	677	860	1,537
Austin C	1,315	12	1,327
Baylor U	13,261	714	13,975
C of St. Thomas More	21	32	53
Concordia U at Austin	776	435	1,211
Dallas Baptist U	2,442	2,546	4,988
East Texas Baptist U	1,176	150	1,326
Hardin-Simmons U	2,014	413	2,427
Houston Baptist U	1,828	466	2,294
Howard Payne U	1,043	321	1,364
Huston-Tillotson U	625	81	706
Jacksonville C	220	80	300
Jarvis Christian C	559	13	572
LeTourneau U	1,607	2,376	3,983
Lon Morris C	339	60	399
Lubbock Christian U	1,411	668	2,079
McMurry U	1,187	235	1,422
Our Lady of the Lake U	1,486	1,386	2,872
Paul Quinn C	728	62	790
Rice U	4,973	122	5,095
St. Edward's U	3,165	1,782	4,947
St. Mary's U	3,170	755	3,925
Schreiner U	733	89	822
Southern Methodist U	8,125	3,027	11,152
SW Adventist U	755	148	903
SW Assemblies of God U	1,269	401	1,670
SW Christian C	231	20	251
Southwestern U	1,286	23	1,309
Texas Christian U	7,336	1,413	8,749
Texas C	750	57	807
Texas Lutheran U	1,328	107	1,435
Texas Wesleyan U	1,853	825	2,678
Trinity U	2,550	135	2,685
U of Dallas	1,516	1,505	3,021
U of the Incarnate Word	2,478	2,568	5,046
U of Mary Hardin-Baylor	2,312	412	2,724
U of St. Thomas	1,635	2,070	3,705
Wayland Baptist U	1,014	3,050	4,064
Wiley C	773	54	827
TOTAL	84,194	29,931	114,125

Source: IPEDS Fall Enrollment, 2005

Part I: Student Data

First-time, First-year, Degree-Seeking Fall 2005

ICUT INSTITUTION	FULL-TIME	PART-TIME	TOTAL
Abilene Christian U	1,030	1	1,031
Amberton U	0	0	0
Austin C	348	0	348
Baylor U	3,161	7	3,168
C of St Thomas More	4	0	4
Concordia U at Austin	196	12	208
Dallas Baptist U	358	4	362
East Texas Baptist U	301	0	301
Hardin-Simmons U	435	1	436
Houston Baptist U	309	4	313
Howard Payne U	280	17	297
Huston-Tillotson U	166	2	168
Jacksonville C	88	3	91
Jarvis Christian C	98	0	98
LeTourneau U	317	35	352
Lon Morris C	192	37	229
Lubbock Christian U	312	8	320
McMurry U	290	2	292
Our Lady of the Lake U	269	2	271
Paul Quinn C	95	1	96
Rice U	721	1	722
St. Edward's U	649	15	664
St. Mary's U	493	1	494
Schreiner U	168	5	173
Southern Methodist U	1,401	1	1,402
SW Adventist U	183	7	190
SW Assemblies of God U	197	35	232
SW Christian C	71	3	74
Southwestern U	329	0	329
Texas Christian U	1,605	5	1,610
Texas C	247	5	252
Texas Lutheran U	380	0	380
Texas Wesleyan U	174	1	175
Trinity U	651	0	651
U of Dallas	256	0	256
U of the Incarnate Word	573	5	578
U of Mary Hardin-Baylor	501	0	501
U of St. Thomas	290	5	295
Wayland Baptist U	222	4	226
Wiley C	147	5	152
TOTAL	17,507	234	17,741

Source: IPEDS Fall Enrollment, 2005

Institution-level Data

Semester Credit Hours 2004-2005

INSTITUTION	UNDERGRADUATE	MASTER	DOCTORAL	PROFESSIONAL	TOTAL
Abilene Christian U	120,208	7,967	210	1,708	130,093
Amberton U	11,571	16,866	0	0	28,437
Austin C	47,006	959	0	0	47,965
Baylor U	343,560	21,091	8,388	20,305	393,344
C of St. Thomas More	489	0	0	0	489
Concordia U at Austin	27,574	1,928	0	0	29,502
Dallas Baptist U	82,086	19,975	198	0	102,259
East Texas Baptist U	38,873	0	0	0	38,873
Hardin-Simmons U	53,137	4,228	2,790	1,580	62,383
Houston Baptist U	51,042	6,995	0	0	58,037
Howard Payne U	33,600	0	0	0	33,600
Huston-Tillotson U	16,767	0	0	836	17,603
Jacksonville C	7,480	0	0	0	7,480
Jarvis Christian C	16,868	0	0	0	16,868
LeTourneau U	84,532	6,774	0	0	91,306
Lon Morris C	11,401	0	0	0	11,401
Lubbock Christian U	50,144	4,479	0	0	54,623
McMurry U	38,567	0	0	0	38,567
Our Lady of the Lake U	46,115	15,376	1,670	0	63,161
Paul Quinn C	23,069	0	0	23,069	46,138
Rice U	85,522	22,775	35,242	0	143,539
St. Edward's U	95,490	15,508	0	0	110,998
St. Mary's U	71,435	9,749	1,187	24,044	106,415
Schreiner U	21,768	1,041	0	0	22,809
Southern Methodist U	188,181	53,503	4,056	30,121	275,861
SW Adventist U	23,211	737	0	0	23,948
SW Assemblies of God U	40,052	2,862	0	0	42,914
SW Christian C	7,475	0	0	0	7,475
Southwestern U	38,025	0	0	0	38,025
Texas Christian U	206,921	17,305	2,360	5,165	231,751
Texas C	22,908	0	0	0	22,908
Texas Lutheran U	39,383	0	0	0	39,383
Texas Wesleyan U	35,544	9,428	0	18,862	63,834
Trinity U	72,631	4,864	0	0	77,495
U of Dallas	34,547	28,800	855	0	64,202
U of the Incarnate Word	105,610	10,855	1,430	0	117,895
U of Mary Hardin-Baylor	66,131	2,238	0	0	68,369
U of St. Thomas	46,718	25,214	135	2,047	74,114
Wayland Baptist U	84,225	10,205	0	0	94,430
Wiley C	25,339	0	0	0	25,339
TOTAL	2,415,205	321,722	58,521	127,737	2,923,832
PERCENTAGE	82.6%	11.0%	2.0%	4.4%	100.0%

Source: ICUT

Part I: Student Data

Geographic Distribution, Fall 2005

ICUT INSTITUTION	TEXAS	OTHER STATES	FOREIGN	NOT REPORTED	TOTAL
Abilene Christian U	3,438	1,036	201	10	4,685
Amberton U	1,288	173	76	0	1,537
Austin C	1,208	98	18	3	1,327
Baylor U	11,349	2,135	388	103	13,975
C of St. Thomas More	28	10	0	0	38
Concordia U at Austin	1,149	70	1	0	1,220
Dallas Baptist U	4,419	219	350	0	4,988
East Texas Baptist U	1,179	137	10	1,326	2,652
Hardin-Simmons U	2,330	95	10	0	2,435
Houston Baptist U	2,126	62	108	0	2,296
Howard Payne U	1,311	51	2	0	1,364
Huston-Tillotson U	645	38	14	9	706
Jacksonville C	281	9	10	0	300
Jarvis Christian C	494	77	1	0	572
LeTourneau U	3,247	700	27	9	3,983
Lon Morris C	366	19	15	0	400
Lubbock Christian U	1,873	189	17	0	2,079
McMurry U	1,346	62	14	0	1,422
Our Lady of the Lake U	2,819	28	19	6	2,872
Paul Quinn C	690	0	0	0	690
Rice U	2,592	1,660	754	89	5,095
St. Edward's U	4,626	190	131	0	4,947
St. Mary's U	3,589	219	117	0	3,925
Schreiner U	809	10	3	0	822
Southern Methodist U	8,288	2,506	344	14	11,152
SW Adventist University	571	119	67	146	903
SW Assemblies of God U	981	655	23	0	1,659
SW Christian C	136	95	20	0	251
Southwestern U	1,236	70	4	0	1,310
Texas Christian U	6,419	1,537	376	417	8,749
Texas C	635	170	2	0	807
Texas Lutheran U	1,371	53	11	0	1,435
Texas Wesleyan U	2,530	148	0	0	2,678
Trinity U	1,747	712	45	20	2,524
U of Dallas	2,102	622	296	1	3,021
U of the Incarnate Word	4,515	391	140	0	5,046
U of Mary Hardin-Baylor	2,668	41	16	0	2,725
U of St. Thomas	3,451	248	0	6	3,705
Wayland Baptist U	3,856	170	33	5	4,064
Wiley C	398	386	39	0	823
TOTAL (1)	94,106	15,210	3,702	2,164	115,182
PERCENTAGE	81.7%	13.2%	3.2%	1.9%	100.0%

(1) These totals may include study abroad students and auditors, and may therefore differ from the IPED's numbers reported for Enrollment and Ethnicity on pages 22 and 26 respectively.

Source: ICUT

Institution-level Data: Ethnicity Fall 2005

ICUT INSTITUTION	AFRICAN AMERICAN	HISPANIC	AMERICAN INDIAN	ASIAN/PACIFIC	WHITE	NON-US RESIDENT	NOT REPORTED	TOTAL
Abilene Christian U	310	289	31	49	3,714	201	91	4,685
Amberton U	492	79	15	30	799	0	122	1,537
Austin C	47	115	11	152	984	18	0	1,327
Baylor U	1,001	1,237	92	846	10,128	388	283	13,975
C of St. Thomas More	1	3	0	0	49	0	0	53
Concordia U at Austin	103	189	3	17	755	1	143	1,211
Dallas Baptist U	951	443	39	88	2,885	350	232	4,988
East Texas Baptist U	193	49	10	6	1,054	10	4	1,326
Hardin-Simmons U	110	206	20	22	1,768	10	291	2,427
Houston Baptist U	470	312	7	298	1,075	123	9	2,294
Howard Payne U	84	189	16	12	994	0	69	1,364
Huston-Tillotson U	520	90	0	8	49	14	25	706
Jacksonville C	48	36	0	1	205	10	0	300
Jarvis Christian C	556	6	0	0	10	0	0	572
LeTourneau U	924	311	18	52	2,561	32	85	3,983
Lon Morris C	76	48	3	5	239	28	0	399
Lubbock Christian U	127	285	5	19	1,626	17	0	2,079
McMurry U	158	203	12	15	976	14	44	1,422
Our Lady of the Lake U	258	1,739	11	28	557	19	260	2,872
Paul Quinn C	718	22	2	1	5	42	0	790
Rice U	275	465	19	633	2,477	754	472	5,095
St. Edward's U	262	1,341	34	130	2,823	125	232	4,947
St. Mary's U	137	2,083	14	110	1,282	116	183	3,925
Schreiner U	27	157	12	8	611	7	0	822
Southern Methodist U	709	851	79	767	7,891	855	0	11,152
SW Adventist U	117	202	11	53	339	139	42	903
SW Assemblies of God U	116	227	33	26	1,227	25	16	1,670
SW Christian C	221	3	0	0	4	20	3	251
Southwestern U	40	182	10	61	991	4	21	1,309
Texas Christian U	453	543	50	176	6,674	376	477	8,749
Texas C	716	73	1	2	12	0	3	807
Texas Lutheran U	113	233	7	22	1,008	11	41	1,435
Texas Wesleyan U	329	404	26	90	1,451	0	378	2,678
Trinity U	79	301	21	172	1,712	67	333	2,685
U of Dallas	218	334	5	240	1,688	296	240	3,021
U of the Incarnate Word	384	2,635	26	107	1,329	222	343	5,046
U of Mary Hardin-Baylor	295	289	17	41	2,067	15	0	2,724
U of St. Thomas	429	921	17	337	1,540	181	280	3,705
Wayland Baptist U	468	744	26	44	2,237	22	523	4,064
Wiley C	751	18	2	1	19	32	4	827
TOTAL	13,286	17,857	705	4,669	67,815	4,544	5,249	114,125
PERCENTAGE	11.6%	15.6%	0.6%	4.1%	59.4%	4.0%	4.6%	99.9%

Part I: Student Data

ICUT INSTITUTION	AFRICAN AMERICAN	HISPANIC	AMERICAN INDIAN	ASIAN/PACIFIC	WHITE	NON-US RESIDENT	NOT REPORTED
Abilene Christian U	6.6%	6.2%	0.7%	1.0%	79.3%	4.3%	1.9%
Amberton U	32.0%	5.1%	1.0%	2.0%	52.0%	0.0%	7.9%
Austin C	3.5%	8.7%	0.8%	11.5%	74.2%	1.4%	0.0%
Baylor U	7.2%	8.9%	0.7%	6.1%	72.5%	2.8%	2.0%
C of St. Thomas More	1.9%	5.7%	0.0%	0.0%	92.5%	0.0%	0.0%
Concordia U at Austin	8.5%	15.6%	0.2%	1.4%	62.3%	0.1%	11.8%
Dallas Baptist U	19.1%	8.9%	0.8%	1.8%	57.8%	7.0%	4.7%
East Texas Baptist U	14.6%	3.7%	0.8%	0.5%	79.5%	0.8%	0.3%
Hardin-Simmons U	4.5%	8.5%	0.8%	0.9%	72.8%	0.4%	12.0%
Houston Baptist U	20.5%	13.6%	0.3%	13.0%	46.9%	5.4%	0.4%
Howard Payne U	6.2%	13.9%	1.2%	0.9%	72.9%	0.0%	5.1%
Huston-Tillotson U	73.7%	12.7%	0.0%	1.1%	6.9%	2.0%	3.5%
Jacksonville C	16.0%	12.0%	0.0%	0.3%	68.3%	3.3%	0.0%
Jarvis Christian C	97.2%	1.0%	0.0%	0.0%	1.7%	0.0%	0.0%
LeTourneau U	23.2%	7.8%	0.5%	1.3%	64.3%	0.8%	2.1%
Lon Morris C	19.0%	12.0%	0.8%	1.3%	59.9%	7.0%	0.0%
Lubbock Christian U	6.1%	13.7%	0.2%	0.9%	78.2%	0.8%	0.0%
McMurry U	11.1%	14.3%	0.8%	1.1%	68.6%	1.0%	3.1%
Our Lady of the Lake U	9.0%	60.6%	0.4%	1.0%	19.4%	0.7%	9.1%
Paul Quinn C	90.9%	2.8%	0.3%	0.1%	0.6%	5.3%	0.0%
Rice U	5.4%	9.1%	0.4%	12.4%	48.6%	14.8%	9.3%
St. Edward's U	5.3%	27.1%	0.7%	2.6%	57.1%	2.5%	4.7%
St. Mary's U	3.5%	53.1%	0.4%	2.8%	32.7%	3.0%	4.7%
Schreiner U	3.3%	19.1%	1.5%	1.0%	74.3%	0.9%	0.0%
Southern Methodist U	6.4%	7.6%	0.7%	6.9%	70.8%	7.7%	0.0%
SW Adventist U	13.0%	22.4%	1.2%	5.9%	37.5%	15.4%	4.7%
SW Assemblies of God U	6.9%	13.6%	2.0%	1.6%	73.5%	1.5%	1.0%
SW Christian C	88.0%	1.2%	0.0%	0.0%	1.6%	8.0%	1.2%
Southwestern U	3.1%	13.9%	0.8%	4.7%	75.7%	0.3%	1.6%
Texas Christian U	5.2%	6.2%	0.6%	2.0%	76.3%	4.3%	5.5%
Texas C	88.7%	9.0%	0.1%	0.2%	1.5%	0.0%	0.4%
Texas Lutheran U	7.9%	16.2%	0.5%	1.5%	70.2%	0.8%	2.9%
Texas Wesleyan U	12.3%	15.1%	1.0%	3.4%	54.2%	0.0%	14.1%
Trinity U	2.9%	11.2%	0.8%	6.4%	63.8%	2.5%	12.4%
U of Dallas	7.2%	11.1%	0.2%	7.9%	55.9%	9.8%	7.9%
U of the Incarnate Word	7.6%	52.2%	0.5%	2.1%	26.3%	4.4%	6.8%
U of Mary Hardin-Baylor	10.8%	10.6%	0.6%	1.5%	75.9%	0.6%	0.0%
U of St. Thomas	11.6%	24.9%	0.5%	9.1%	41.6%	4.9%	7.6%
Wayland Baptist U	11.5%	18.3%	0.6%	1.1%	55.0%	0.5%	12.9%
Wiley C	90.8%	2.2%	0.2%	0.1%	2.3%	3.9%	0.5%

Source: IPEDS Fall Enrollment 2005

Institution-level Data

Degrees Awarded 2004-2005

ICUT INSTITUTION	ASSOC	BACH	MAST	DOCT	PROF	TOTAL
Abilene Christian U	0	812	118	5	12	947
Amberton U	0	40	198	0	0	238
Austin C	0	290	28	0	0	318
Baylor U	0	2,218	530	73	235	3,056
C of St. Thomas More	0	4	0	0	0	4
Concordia U at Austin	16	155	39	0	0	210
Dallas Baptist U	1	803	362	0	0	1,166
East Texas Baptist U	0	265	0	0	0	265
Hardin-Simmons U	0	308	101	14	19	442
Houston Baptist U	6	349	183	0	0	538
Howard Payne U	2	226	0	0	0	228
Huston-Tillotson U	0	69	0	0	0	69
Jacksonville C	54	0	0	0	0	54
Jarvis Christian C	0	59	0	0	0	59
LeTourneau U	1	526	146	0	0	673
Lon Morris C	76	0	0	0	0	76
Lubbock Christian U	1	379	77	0	1	458
McMurry U	0	248	0	0	0	248
Our Lady of the Lake U	0	341	397	8	0	746
Paul Quinn C	0	146	0	0	0	146
Rice U	0	748	530	137	0	1,415
St. Edward's U	0	758	260	0	0	1,018
St. Mary's U	0	509	223	15	235	982
Schreiner U	0	120	26	0	0	146
Southern Methodist U	0	1,491	1,193	53	323	3,060
SW Adventist U	39	149	12	0	0	200
SW Assemblies of God U	66	292	44	0	0	402
SW Christian C	37	8	0	0	0	45
Southwestern U	0	264	0	0	0	264
Texas Christian U	0	1,537	394	21	35	1,987
Texas C	0	100	0	0	0	100
Texas Lutheran U	0	263	0	0	0	263
Texas Wesleyan U	0	272	129	0	156	557
Trinity U	0	530	130	0	0	660
U of Dallas	0	244	493	3	0	740
U of the Incarnate Word	2	645	208	28	0	883
U of Mary Hardin-Baylor	0	486	51	0	0	537
U of St. Thomas	0	333	341	1	5	680
Wayland Baptist U	243	1,033	175	0	0	1451
Wiley C	0	125	0	0	0	125
TOTAL	544	17,145	6,388	358	1,021	25,456
PERCENTAGE	2.1%	67.4%	25.1%	1.4%	4.0%	100.0%

Source: IPEDS Completions, 2004-2005

**Persistence of 2004 First-time Entering
Undergraduates to Fall 2005 at
ICUT Institutions (18,332 students)**

ENROLLMENT	NUMBER	PERCENT	CUMULATIVE NUMBER OF STUDENTS	CUMULATIVE PERCENT
Same ICUT Institution	13,377	72.97	13,377	72.97
Other ICUT Institution	238	1.30	13,615	74.27
Public 2 or 4 Year Institution	2,024	11.04	15,639	85.31
Not Found in Texas Institution	2,693	14.69	18,332	100.00

Institution-level Data

Persistence of 2004 First-time Entering Undergraduate TEG Recipients to Fall 2005 at ICUT Institutions (5,684 students)

<u>ENROLLMENT</u>	<u>NUMBER</u>	<u>PERCENT</u>	<u>CUMULATIVE NUMBER OF STUDENTS</u>	<u>CUMULATIVE PERCENT</u>
Same ICUT Institution	4,010	70.55	4,010	70.55
Other ICUT Institution	83	1.46	4,093	72.01
Public 2 or 4 Year Institution	846	14.88	4,939	86.89
Not Found in Texas Institution	745	13.11	5,684	100.00

Part II:
Student Financial
Aid Data



Summary of Student Financial Aid Data

The average cost of attending an ICUT institution, shown in the Student Costs table, grew 6.8% between 2004-05 and 2005-06.

Student financial aid from all sources increased 10.0% in 2004-05 over 2003-04. There was an increase of 10.1% in federal aid; a 1.9% increase in state aid; a 15.0% increase in institutional aid; and a decrease of 8.7% in other aid. As a percentage of the total, aid provided by the federal government remained the same from 2003-2004 to 2004-2005 at 55.7%.

The number of students who received Tuition Equalization Grants at ICUT institutions decreased from 26,521 in 2003-04 to 24,790 in 2004-05, 6.5%. The average grant amount increased from \$2,546 to \$2,739, 7.6%.

The number of TEXAS Grant recipients decreased by 10.8%. The total grant amount increased from \$22,206,676 in 2003-04 to \$22,333,593 in 2004-05, 0.6%. The average grant increased from \$2,959 to \$3,337, 12.8%.

The total grant amount for Texas College Work-Study awards increased 4.2% from \$1,259,216 in 2003-04 to \$1,312,537 in 2004-05. The number of recipients decreased 6.0%, from 1,235 in 2003-04 to 1,161 in 2004-05. The average grant increased 16.5% from \$971 in 2003-04 to \$1,131 in 2004-05.

Institution-level Data

Student Costs 2005-2006 Academic Year

ICUT INSTITUTION	TUITION & FEES	ROOM & BOARD	TOTAL
Abilene Christian U	\$15,160	\$5,670	\$20,830
Amberton U (1)	6,000		6,000
Austin C	20,495	7,376	27,871
Baylor U	22,814	6,485	29,299
C of St. Thomas More	12,000	3,125	15,125
Concordia U at Austin	16,850	6,900	23,750
Dallas Baptist U	12,270	4,770	17,040
East Texas Baptist U	12,840	3,873	16,713
Hardin-Simmons U	14,426	4,215	18,641
Houston Baptist U	13,950	4,710	18,660
Howard Payne U	12,500	4,615	17,115
Huston-Tillotson U	8,190	5,543	13,733
Jacksonville C	4,950	2,628	7,578
Jarvis Christian C	6,980	4,156	11,136
LeTourneau U	15,890	6,286	22,176
Lon Morris C	9,450	4,077	13,527
Lubbock Christian U	12,560	5,422	17,982
McMurry U	14,500	5,766	20,266
Our Lady of the Lake U	17,048	5,382	22,430
Paul Quinn C	6,450	4,675	11,125
Rice U	23,746	8,980	32,726
St. Edward's U	17,320	6,240	23,560
St. Mary's U	19,474	6,688	26,162
Schreiner U	15,142	7,332	22,474
Southern Methodist U	26,880	9,208	36,088
SW Adventist U	12,144	5,806	17,950
SW Assemblies of God U	9,652	4,798	14,450
SW Christian C	5,600	3,456	9,056
Southwestern U	21,900	7,210	29,110
Texas Christian U	19,740	5,980	25,720
Texas C	8,276	4,730	13,006
Texas Lutheran U	17,720	5,360	23,080
Texas Wesleyan U	14,000	5,569	19,569
Trinity U	21,582	8,725	30,307
U of Dallas	20,406	7,026	27,432
U of the Incarnate Word	17,136	6,234	23,370
U of Mary Hardin-Baylor	13,700	5,728	19,428
U of St. Thomas	17,110	6,700	23,810
Wayland Baptist U	9,900	3,678	13,578
Wiley C	7,334	4,510	11,844
TOTAL AVERAGE	\$14,352	\$5,632	\$19,843

(1) Amberton University is not included in the Total Average for Room and Board, as they do not have on-campus housing and students do not pay room and board.

Source: ICUT Data Collection 2005

Part II: Student Financial Aid Data

Sources of Student Aid 2004-2005

ICUT INSTITUTION	FEDERAL	STATE	INSTITUTIONAL	OTHER	TOTAL
Abilene Christian U	\$27,507,944	\$5,907,817	\$15,703,566	\$1,448,392	\$50,567,719
Amberton U (1)	0	0	0	0	0
Austin C	10,619,785	1,840,833	12,573,118	553,072	25,586,808
Baylor U	68,401,828	15,102,356	42,705,116	3,159,359	129,368,659
C of St. Thomas More	88,433	21,198	4,300	0	113,931
Concordia U at Austin	5,856,771	1,136,068	2,867,939	0	9,860,778
Dallas Baptist U	24,758,034	2,119,863	8,829,763	3,530,889	39,238,549
East Texas Baptist U	7,790,212	2,323,237	4,902,785	1,196,981	16,213,215
Hardin-Simmons U	14,656,540	2,875,978	5,652,587	2,413,397	25,598,502
Houston Baptist U	14,044,144	2,406,508	2,662,661	1,574,845	20,688,158
Howard Payne U	7,024,281	1,872,838	3,414,065	506,623	12,817,807
Huston-Tillotson U	6,617,725	753,143	894,183	224,760	8,489,811
Jacksonville C	507,200	407,681	436,942	19,959	1,371,782
Jarvis Christian C	3,159,286	931,949	1,024,307	155,452	5,270,994
LeTourneau U	32,945,129	1,186,397	5,833,230	387,310	40,352,066
Lon Morris C	1,673,523	421,064	1,545,940	117,237	3,757,764
Lubbock Christian U	14,960,176	2,285,899	4,990,892	266,973	22,503,940
McMurry U	9,397,935	2,687,311	5,194,018	1,446,400	18,725,664
Our Lady of the Lake U	22,272,319	3,564,313	6,617,934	1,833,498	34,288,064
Paul Quinn C	4,985,761	867,890	545,233	265,048	6,663,932
Rice U	8,868,417	2,603,128	23,901,430	2,894,339	38,267,314
St. Edward's U	29,983,795	4,947,220	12,496,636	557,686	47,985,337
St. Mary's U	37,049,398	9,782,293	17,666,576	957,090	65,455,357
Schreiner U	6,503,304	1,219,494	3,858,868	164,453	11,746,119
Southern Methodist U	56,960,709	6,206,026	66,639,198	1,450,215	131,256,148
SW Adventist U	5,715,923	656,440	1,954,092	1,222,126	9,548,581
SW Assemblies of God U	10,832,807	1,139,015	2,356,574	406,538	14,734,934
SW Christian C	1,292,216	162,903	368,308	50,748	1,874,175
Southwestern U	8,817,767	1,379,276	8,511,547	899,555	19,608,145
Texas Christian U	46,004,400	7,413,162	37,760,086	5,991,844	97,169,492
Texas C	4,904,127	1,545,669	575,014	0	7,024,810
Texas Lutheran U	10,537,154	2,256,547	7,504,171	696,708	20,994,580
Texas Wesleyan U	35,123,575	3,598,791	6,393,558	1,025,416	46,141,340
Trinity U	13,176,716	2,942,813	13,883,169	1,680,550	31,683,248
U of Dallas	12,738,433	1,179,425	11,512,024	296,399	25,726,281
U of the Incarnate Word	29,050,975	4,038,607	8,386,910	713,146	42,189,638
U of Mary Hardin-Baylor	16,862,060	4,327,674	5,502,381	1,152,128	27,844,243
U of St. Thomas	13,814,360	2,143,274	5,621,630	617,748	22,197,012
Wayland Baptist U	15,119,832	1,566,702	6,472,191	298,285	23,457,010
Wiley C	9,955,059	246,858	719,783	148,186	11,069,886
TOTAL	\$650,578,053	\$108,067,660	\$368,482,725	\$40,323,355	\$1,167,451,793

(1) Amberton University does not participate in state, federal or institutional student aid programs.

Source: ICUT

Institution-level Data

Tuition Equalization Grant Statistics 2004-2005

ICUT INSTITUTION	NUMBER OF RECIPIENTS	AWARDED
Abilene Christian U	1,417	\$3,159,249
Amberton U (1)	0	0
Austin C	513	1,266,184
Baylor U	2,940	8,931,968
C of St. Thomas More	8	23,230
Concordia U at Austin	278	888,098
Dallas Baptist U	911	1,733,582
East Texas Baptist U	580	1,363,878
Hardin-Simmons U	840	2,135,626
Houston Baptist U	758	1,832,538
Howard Payne U	416	1,179,851
Huston-Tillotson U	221	639,325
Jacksonville C	179	281,862
Jarvis Christian C	277	811,454
LeTourneau U	382	960,346
Lon Morris C	147	334,053
Lubbock Christian U	673	1,741,188
McMurry U	584	1,446,562
Our Lady of the Lake U	1,126	2,504,560
Paul Quinn C	304	724,294
Rice U	515	1,758,442
St. Edward's U	778	2,462,734
St. Mary's U	1,189	3,839,112
Schreiner U	356	921,456
Southern Methodist U	1,327	4,552,708
SW Adventist U	215	471,391
SW Assemblies of God U	320	800,611
SW Christian C	67	120,006
Southwestern U	341	1,095,362
Texas Christian U	1,389	3,818,290
Texas College	529	1,462,614
Texas Lutheran U	448	1,456,161
Texas Wesleyan U	883	2,532,345
Trinity U	427	1,466,793
U of Dallas	278	787,992
U of the Incarnate Word	975	2,806,882
U of Mary Hardin-Baylor	1,132	2,750,416
U of St. Thomas	525	1,420,263
Wayland Baptist U	455	1,157,625
Wiley C	87	251,076
TOTAL	24,790	\$67,890,127

(1) Amberton University does not participate in state student aid programs.

Source: Texas Higher Education Coordinating Board, FY 2005

Part II: Student Financial Aid Data

TEXAS Grant Statistics 2004-2005

INSTITUTION	NUMBER OF RECIPIENTS	TEXAS GRANT FUNDS AWARDED
Abilene Christian U	536	\$1,766,280
Amberton U (1)	0	0
Austin C	102	354,190
Baylor U	762	2,587,308
C of St. Thomas More	0	0
Concordia U at Austin	38	134,625
Dallas Baptist U	50	165,709
East Texas Baptist U	232	770,238
Hardin-Simmons U	143	462,350
Houston Baptist U	166	516,113
Howard Payne U	158	480,881
Huston-Tillotson U	40	136,420
Jacksonville C	33	113,051
Jarvis Christian C	30	102,957
LeTourneau U	51	151,855
Lon Morris C	29	83,210
Lubbock Christian U	148	491,830
McMurry U	208	700,050
Our Lady of the Lake U	272	920,155
Paul Quinn C	54	177,474
Rice U	242	834,686
St. Edward's U	349	1,191,880
St. Mary's U	705	2,367,605
Schreiner U	65	227,067
Southern Methodist U	433	1,479,080
SW Adventist U	48	154,370
SW Assemblies of God U	90	252,016
SW Christian C	18	35,900
Southwestern U	79	267,151
Texas Christian U	258	888,030
Texas C	25	75,360
Texas Lutheran U	224	761,080
Texas Wesleyan U	82	274,872
Trinity U	117	412,850
U of Dallas	80	260,159
U of the Incarnate Word	220	739,540
U of Mary Hardin-Baylor	302	1,015,970
U of St. Thomas	195	624,675
Wayland Baptist U	90	306,346
Wiley C	19	50,260
TOTAL	6,693	\$22,333,593

(1) Amberton University does not participate in state student aid programs.

Source: Texas Higher Education Coordinating Board, FY 2005

Institution-level Data

Texas College Work Study 2004-2005

INSTITUTION	NUMBER OF RECIPIENTS	WORK STUDY FUNDS AWARDED
Abilene Christian U	50	\$127,265
Amberton U (1)	0	0
Austin C	34	36,016
Baylor U	158	144,367
C of St. Thomas More	1	3,063
Concordia U at Austin	9	10,114
Dallas Baptist U	30	32,877
East Texas Baptist U	20	16,081
Hardin-Simmons U	42	23,700
Houston Baptist U	81	19,360
Howard Payne U	14	15,479
Huston-Tillotson C	10	11,594
Jacksonville C	20	2,497
Jarvis Christian C	5	4,706
LeTourneau U	17	29,407
Lon Morris C	5	5,068
Lubbock Christian U	90	27,628
McMurry U	71	32,252
Our Lady of the Lake U	24	31,395
Paul Quinn C	15	7,913
Rice U	0	0
St. Edward's U	31	42,581
St. Mary's U	64	120,513
Schreiner U	17	20,466
Southern Methodist U	45	72,766
SW Adventist U	10	9,925
SW Assemblies of God U	15	18,910
SW Christian C	5	6,997
Southwestern U	7	13,234
Texas Christian U	22	58,124
Texas C	11	8,919
Texas Lutheran U	13	16,455
Texas Wesleyan U	15	43,935
Trinity U	18	19,688
U of Dallas	14	18,980
U of the Incarnate Word	51	73,039
U of Mary Hardin-Baylor	80	119,032
U of St. Thomas	22	44,694
Wayland Baptist U	18	15,480
Wiley C	7	8,017
TOTAL	1,161	\$1,312,537

(1) Amberton University does not participate in state student aid programs.

Source: Texas Higher Education Coordinating Board, FY 2005

Part III: Faculty Data



Summary of Faculty Data

The number of full-time faculty at ICUT institutions increased from 5,393 in 2004-05 to 5,614 in 2005-06, 4.1%.

The number of tenured faculty at ICUT institutions increased by 0.4% from 2004-05 to 2005-06. Tenured faculty at the rank of professor increased by 0.3%; tenured associate professors increased by 3.0%; and tenured assistant professors decreased by 18.8%.

Institution-level Data

Full-time Faculty 2005-2006

ICUT INSTITUTION	PROF	ASSOC	ASST	INST	LECT	OTHER	TOTAL
Abilene Christian U	58	54	70	36	0	0	218
Amberton U	15	0	0	0	0	0	15
Austin C	27	39	24	1	0	0	91
Baylor U	248	162	159	1	226	0	796
C of St. Thomas More	3	0	0	0	0	2	5
Concordia U at Austin	9	15	10	3	0	0	37
Dallas Baptist U	37	15	40	0	0	0	92
East Texas Baptist U	22	14	25	5	0	0	66
Hardin-Simmons U	49	39	34	9	0	0	131
Houston Baptist U	44	30	32	4	0	0	110
Howard Payne U	21	18	25	8	0	0	72
Huston-Tillotson U	11	10	12	6	0	0	39
Jacksonville C	0	0	0	10	0	0	10
Jarvis Christian C	9	2	12	12	0	0	35
LeTourneau U	19	19	27	7	0	0	72
Lon Morris C	1	9	14	9	3	0	36
Lubbock Christian U	21	25	22	10	3	0	81
McMurry U	22	16	28	11	0	0	77
Our Lady of the Lake U	31	40	35	12	0	0	118
Paul Quinn C	3	8	8	9	0	3	31
Rice U	261	106	128	20	54	40	609
St. Edward's U	49	47	59	8	0	10	173
St. Mary's U	78	42	47	8	9	0	184
Schreiner U	14	10	15	14	0	2	55
Southern Methodist U	201	152	143	1	132	6	635
SW Adventist U	21	11	17	2	0	0	51
SW Assemblies of God U	19	7	17	12	1	0	56
SW Christian C	0	7	2	1	0	1	11
Southwestern U	34	39	44	1	0	0	118
Texas Christian U	134	148	102	49	32	0	465
Texas C	3	6	11	9	1	0	30
Texas Lutheran U	11	22	27	3	5	0	68
Texas Wesleyan U	52	40	32	12	1	8	145
Trinity U	92	62	63	6	0	0	223
U of Dallas	29	38	44	5	0	0	116
U of the Incarnate Word	35	45	43	37	0	0	160
U of Mary Hardin-Baylor	33	36	43	8	0	0	120
U of St. Thomas	42	43	27	5	4	0	121
Wayland Baptist U	29	28	28	5	2	1	93
Wiley C	4	19	18	7	1	0	49
TOTAL	1,791	1,423	1,487	366	474	73	5,614

Source: ICUT

Part III: Faculty Data

Tenured Faculty 2005-2006

	PROF	ASSOC	ASST	INST	LECT	OTHER	TOTAL
Abilene Christian U	53	36	6	0	0	0	95
Amberton U	0	0	0	0	0	0	0
Austin C	27	37	1	0	0	0	65
Baylor U	216	102	6	1	0	0	325
C of St. Thomas More	0	0	0	0	0	0	0
Concordia U at Austin	2	0	0	0	0	0	2
Dallas Baptist U	2	0	0	0	0	0	2
East Texas Baptist U	4	0	0	0	0	0	0
Hardin-Simmons U	48	27	12	0	0	0	87
Houston Baptist U	0	0	0	0	0	0	0
Howard Payne U	7	0	0	0	0	0	7
Huston-Tillotson U	4	0	0	0	0	0	4
Jacksonville C	0	0	0	0	0	0	0
Jarvis Christian C	4	0	0	0	0	0	4
LeTourneau U	15	11	5	0	0	0	31
Lon Morris C	0	1	0	0	0	0	1
Lubbock Christian U	21	18	5	0	0	0	44
McMurry U	21	15	6	0	0	0	42
Our Lady of the Lake U	21	8	0	0	0	0	29
Paul Quinn C	0	0	0	0	0	0	0
Rice U	241	101	0	0	0	0	342
St. Edward's U	40	17	0	0	0	0	57
St. Mary's U	73	36	5	0	0	0	114
Schreiner U	12	7	0	0	0	0	19
Southern Methodist U	178	138	3	0	3	0	322
SW Adventist U	20	6	0	0	0	0	26
SW Assemblies of God U	8	0	5	0	0	0	13
SW Christian C	0	4	0	0	0	0	4
Southwestern U	34	36	0	0	0	0	70
Texas Christian U	124	129	3	4	0	0	260
Texas C	1	0	0	0	0	0	1
Texas Lutheran U	11	16	8	0	0	0	35
Texas Wesleyan U	48	26	1	0	0	0	75
Trinity U	92	59	1	0	0	0	152
U of Dallas	28	34	3	0	0	0	65
U of the Incarnate Word	32	32	3	1	0	0	68
U of Mary Hardin-Baylor	24	12	2	0	0	0	38
U of St. Thomas	40	39	3	0	0	0	82
Wayland Baptist U	1	0	0	0	0	0	1
Wiley C	1	1	0	0	0	0	2
TOTAL	1,453	948	78	6	3	0	2,484

Source: ICUT

Institution-level Data

Part IV: Financial Data



Summary of Financial Data

As a whole, revenue at ICUT institutions decreased by 1.1%, from \$3.05 billion in 2003-04 to \$3.02 billion in 2004-05. Private Gifts increased 7.4%, and Other Revenue, which includes investment returns, decreased by 7.9%.

Total expenditures at ICUT institutions increased by 3.4%, from \$2.169 billion in 2003-04 to 2.244 billion in 2004-05.

Land, buildings and equipment increased in value as a whole by 8.1%.

The Endowment table shows that the total market value of endowments increased by 10.1% between the beginning and end of fiscal year 2005. The endowment yield for fiscal year 2005 was 22.6% lower than the yield for fiscal year 2004.

Institution-level Data

Expenditures by Function 2004-2005

ICUT INSTITUTION	INSTRUCTION	RESEARCH	PUBLIC SERVICE	ACADEMIC SUPPORT	STUDENT SERVICES
Abilene Christian U	\$23,383,147	\$279,084	\$2,559,336	\$6,367,841	\$7,256,157
Amberton U	1,924,229	11,485	675	501,598	246,130
Austin C	12,276,636	171,733	10,363	2,395,629	6,363,459
Baylor U	143,969,000	7,511,000	4,025,000	30,633,000	23,220,000
C of St. Thomas More	164,184	0	10,109	9,347	10,293
Concordia U at Austin	5,705,021	0	0	835,263	1,660,540
Dallas Baptist U	17,572,966	0	0	2,973,219	9,652,960
East Texas Baptist U	6,091,333	0	0	764,169	4,654,203
Hardin-Simmons U	14,149,546	0	0	1,622,011	2,352,288
Houston Baptist U	12,950,482	0	0	2,419,957	4,113,092
Howard Payne U	6,548,169	0	0	1,202,982	3,621,667
Huston-Tillotson U	4,121,058	0	0	871,385	1,340,722
Jacksonville C	427,532	0	0	89,077	806,504
Jarvis Christian C	2,248,439	0	680,013	1,914,294	1,153,471
LeTourneau U	16,531,348	404,593	83,384	2,747,852	9,745,005
Lon Morris C	1,544,428	0	0	36,700	0
Lubbock Christian U	6,213,565	0	38,112	2,562,226	2,033,876
McMurry U	7,431,691	0	0	1,403,918	2,014,534
Our Lady of the Lake U	17,102,431	0	0	6,527,947	7,688,335
Paul Quinn C	1,881,459	0	0	825,109	2,080,106
Rice U	160,751,452	53,039,584	2,418,297	26,698,098	13,988,474
St. Edward's U	24,607,724	0	0	9,787,237	8,912,148
St. Mary's U	27,268,670	590,426	1,164,828	10,973,446	8,845,697
Schreiner U	4,943,592	0	0	1,151,936	3,006,746
Southern Methodist U	101,344,000	11,533,000	10,116,000	51,899,000	24,211,000
SW Adventist U	5,361,641	0	132,340	828,413	1,865,500
SW Assemblies of God U	6,050,460	0	0	2,538,391	1,228,122
SW Christian C	426,059	0	109,980	113,747	533,068
Southwestern U	14,799,810	610,484	152,030	4,978,617	7,387,765
Texas Christian U	84,224,000	6,052,000	0	21,648,000	15,212,000
Texas C	1,834,030	0	0	1,651,185	1,976,214
Texas Lutheran U	6,331,667	64,800	588,316	1,514,339	5,039,288
Texas Wesleyan U	19,455,742	148,583	0	3,580,793	4,710,463
Trinity U	30,569,698	1,034,642	2,341,064	7,205,727	13,366,598
U of Dallas	18,998,825	43,726	0	2,967,557	6,866,633
U of the Incarnate Word	21,143,596	96,841	45,913	8,030,897	3,203,438
U of Mary Hardin-Baylor	13,674,195	0	0	1,992,675	7,135,285
U of St. Thomas	16,937,257	0	0	2,431,046	4,058,954
Wayland Baptist U	15,442,402	0	459,239	1,864,145	3,633,918
Wiley C	3,102,853	0	138,456	1,336,085	748,125
TOTAL	\$879,504,337	\$81,591,981	\$25,073,455	\$229,894,858	\$225,942,778

Source: IPEDS-F, Finance, 2005

Part IV: Financial Data

Expenditures by Function (continued) 2004-2005

ICUT INSTITUTION	INSTITUTIONAL SUPPORT	AUXILIARY ENTERPRISES	NET AID TO STUDENTS	OTHER	TOTAL
Abilene Christian U	\$21,510,661	\$20,933,239	\$0	\$0	\$82,289,465
Amberton U	2,070,401	0	0	0	4,754,518
Austin C	8,907,279	4,198,656	0	0	34,323,755
Baylor U	43,548,000	51,222,000	0	0	304,128,000
C of St. Thomas More	172,621	35,241	0	179,795	581,590
Concordia U at Austin	3,603,773	2,054,700	0	0	13,859,297
Dallas Baptist U	10,509,936	3,365,897	0	0	44,074,978
East Texas Baptist U	3,540,436	3,796,054	0	0	18,846,195
Hardin-Simmons U	5,463,394	6,185,498	0	249,513	30,022,250
Houston Baptist U	5,961,641	4,394,104	2,046,810	0	31,886,086
Howard Payne U	2,915,345	2,967,208	3,341,773	325,852	20,922,996
Huston-Tillotson U	3,082,420	1,018,152	955,034	2,659,440	14,048,211
Jacksonville C	475,393	386,254	491,444	422,492	3,098,696
Jarvis Christian C	3,722,007	2,086,139	0	0	11,804,363
LeTourneau U	5,288,784	4,961,486	0	0	39,762,452
Lon Morris C	2,977,350	1,131,541	1,517,763	1,697,280	8,905,062
Lubbock Christian U	3,833,354	5,320,118	7,101,203	4,659,408	31,761,862
McMurry U	2,945,600	5,197,690	3,997,342	0	22,990,775
Our Lady of the Lake U	10,582,203	3,244,053	0	0	45,144,969
Paul Quinn C	3,755,360	1,748,244	0	0	10,290,278
Rice U	32,591,615	52,034,995	8,764,485	0	350,287,000
St. Edward's U	11,320,013	8,260,180	0	1,302,813	64,190,115
St. Mary's U	12,236,675	9,924,628	0	0	71,004,370
Schreiner U	4,234,512	3,059,892	0	0	16,396,678
Southern Methodist U	56,694,000	41,436,000	2,626,000	0	299,859,000
SW Adventist U	3,266,330	3,022,842	0	0	14,477,066
SW Assemblies of God U	3,978,856	2,556,254	0	0	16,352,083
SW Christian C	674,251	572,138	390,007	1,823,123	4,642,373
Southwestern U	12,225,820	7,852,007	0	0	48,006,533
Texas Christian U	32,468,000	48,322,000	2,112,000	6,021,000	216,059,000
Texas C	4,259,693	1,823,845	0	0	11,544,967
Texas Lutheran U	7,538,271	4,973,636	0	0	26,050,317
Texas Wesleyan U	6,473,568	2,126,147	0	1,155,000	37,650,296
Trinity U	18,292,125	12,896,378	0	0	85,706,232
U of Dallas	5,648,814	6,437,790	0	0	40,963,345
U of the Incarnate Word	11,003,054	6,409,106	539,008	1,112,923	51,584,776
U of Mary Hardin-Baylor	5,959,992	6,534,589	0	0	35,296,736
U of St. Thomas	8,715,178	5,015,842	0	0	37,158,277
Wayland Baptist U	2,865,696	2,949,348	3,119,906	784,186	31,118,840
Wiley C	5,571,588	1,590,060	0	0	12,487,167
TOTAL	\$390,884,009	\$352,043,951	\$37,002,775	\$22,392,825	\$2,244,330,969

(1) Net aid to students refers to student grants that are reported as expenditures. It does not include student aid in the form of work study or reduced tuition.

Institution-level Data

Sources of Revenue 2004-2005

ICUT INSTITUTION	TUITION & FEES	GOVT APPROP	GOVT GRANTS	PRIVATE GIFTS	OTHER REVENUE	TOTAL
Abilene Christian U	\$44,014,751	\$0	\$2,230,474	\$11,399,718	\$42,534,085	\$100,179,028
Amberton U	5,785,077	0	0	0	287,618	6,072,695
Austin C	16,260,512	0	548,631	16,216,004	19,619,245	52,644,392
Baylor U	180,103,000	0	23,610,000	29,483,000	137,050,000	370,246,000
C of St. Thomas More	263,539	0	0	250,341	120,929	634,809
Concordia U at Austin	9,150,070	0	1,242,610	1,658,701	2,944,918	14,996,299
Dallas Baptist U	34,094,898	0	381,679	7,318,162	8,780,065	50,574,804
East Texas Baptist U	10,217,290	0	0	9,952,663	8,352,009	28,521,962
Hardin-Simmons U	18,196,772	0	181,359	4,167,972	15,017,799	37,563,902
Houston Baptist U	22,052,885	0	0	7,135,942	6,043,535	35,232,362
Howard Payne U	11,074,210	0	2,031,382	1,667,585	8,000,307	22,773,484
Huston-Tillotson U	3,798,270	0	4,707,420	4,248,521	1,948,785	14,702,996
Jacksonville C	1,120,223	0	506,117	974,572	1,063,181	3,664,093
Jarvis Christian C	2,413,303	0	4,993,960	1,134,687	1,625,304	10,167,254
LeTourneau U	33,347,484	0	1,812,394	7,492,829	7,492,468	50,145,175
Lon Morris C	2,820,591	0	1,049,912	1,085,936	3,433,827	8,390,266
Lubbock Christian U	11,760,355	0	2,363,378	6,521,367	16,443,022	37,088,122
McMurry U	12,510,560	0	4,107,323	3,086,326	7,184,733	26,888,942
Our Lady of the Lake U	27,577,990	0	5,404,857	2,479,691	10,876,702	46,339,240
Paul Quinn C	2,557,338	0	3,881,515	240,418	3,565,271	10,244,542
Rice U	64,312,000	0	66,853,115	48,383,885	492,729,000	672,278,000
St. Edward's U	49,107,327	0	3,068,898	10,016,240	13,769,591	75,962,056
St. Mary's U	42,410,325	0	10,122,892	4,516,402	23,165,345	80,214,964
Schreiner U	6,731,281	0	418,071	3,041,815	7,914,327	18,105,494
Southern Methodist U	164,280,000	0	15,984,000	43,346,000	163,241,000	386,851,000
SW Adventist U	6,714,002	0	929,941	871,640	5,609,071	14,124,654
SW Assemblies of God U	11,651,103	0	0	814,945	5,761,664	18,227,712
SW Christian C	979,465	0	1,698,493	1,425,633	1,362,614	5,466,205
Southwestern U	17,364,279	0	638,966	8,178,303	21,152,530	47,334,078
Texas Christian U	116,959,000	0	7,805,000	19,315,000	155,886,000	299,965,000
Texas C	747,275	0	6,449,796	2,274,506	2,692,990	12,164,567
Texas Lutheran U	13,012,402	0	3,008,947	4,033,858	12,523,157	32,578,364
Texas Wesleyan U	29,249,726	0	1,752,033	4,311,434	4,947,337	40,260,530
Trinity U	34,439,219	0	1,707,083	22,349,693	103,226,589	161,722,584
U of Dallas	26,221,663	0	730,153	3,057,672	11,220,243	41,229,731
U of the Incarnate Word	42,025,759	0	4,911,931	3,688,719	9,916,868	60,543,277
U of Mary Hardin-Baylor	23,988,051	0	570,571	4,282,269	14,012,253	42,853,144
U of St. Thomas	27,988,705	0	1,094,881	6,195,788	4,068,101	39,347,475
Wayland Baptist U	18,877,928	0	835,093	3,533,608	9,409,476	32,656,105
Wiley C	2,407,582	0	5,627,386	2,729,165	1,073,080	11,837,213
TOTAL	\$1,148,586,210	\$0	\$193,260,261	\$312,881,010	\$1,366,065,039	\$3,020,792,520

Source: IPEDS Finance, 2005

Part IV: Financial Data

Land, Buildings and Equipment 2004-2005

ICUT INSTITUTION	LAND AND LAND IMPROVEMENTS	BUILDINGS	EQUIPMENT (INCLUDING ART AND LIBRARY)	TOTAL
Abilene Christian U	\$2,904,699	\$120,435,901	\$20,504,073	\$143,844,673
Amberton U	200,000	1,703,592	949,883	2,853,475
Austin C	9,173,531	72,913,874	16,675,857	98,763,262
Baylor U	28,218,000	537,382,000	169,424,000	735,024,000
C of St. Thomas More	135,892	907,962	263,007	1,306,861
Concordia U at Austin	1,299,932	28,226,060	5,465,859	34,991,851
Dallas Baptist U	9,596,152	42,298,681	12,180,927	64,075,760
East Texas Baptist U	4,699,646	28,648,112	9,034,572	42,382,330
Hardin-Simmons U	1,010,885	53,267,831	20,554,936	74,833,652
Houston Baptist U	6,437,787	39,193,238	18,827,801	64,458,826
Howard Payne U	2,130,430	30,395,646	1,851,284	34,377,360
Huston-Tillotson U	1,775,080	5,215,458	1,929,693	8,920,231
Jacksonville C	136,021	2,629,773	947,503	3,713,297
Jarvis Christian C	61,504	18,739,852	9,824,468	28,625,824
LeTourneau U	6,700,143	56,770,902	14,354,770	77,825,815
Lon Morris C	236,535	13,584,947	5,790,725	19,612,207
Lubbock Christian U	4,175,779	26,491,593	9,089,438	39,756,810
McMurry U	1,898,465	26,725,228	14,323,226	42,946,919
Our Lady of the Lake U	2,163,126	39,478,403	24,287,353	65,928,882
Paul Quinn C	3,041,340	6,749,130	1,281,797	11,072,267
Rice U	17,597,000	413,844,000	140,540,000	571,981,000
St. Edward's U	198,017	104,660,628	20,451,368	125,310,013
St. Mary's U	584,645	69,014,288	50,840,772	120,439,705
Schreiner U	8,561,891	31,619,233	12,021,291	52,202,415
Southern Methodist U	71,331,000	424,546,000	81,240,000	577,117,000
SW Adventist U	2,302,775	17,879,852	6,783,436	26,966,063
SW Assemblies of God U	482,841	18,446,679	5,541,360	24,470,880
SW Christian C	110,246	2,362,566	725,850	3,198,662
Southwestern U	13,668,874	96,535,208	27,316,918	137,521,000
Texas Christian U	18,382,000	354,375,000	97,444,000	470,201,000
Texas C	103,880	6,044,273	5,161,279	11,309,432
Texas Lutheran U	10,790,568	42,801,787	12,190,419	65,782,774
Texas Wesleyan U	4,101,187	47,509,898	35,492,720	87,103,805
Trinity U	16,400,455	148,452,995	66,354,778	231,208,228
U of Dallas	18,371,842	63,867,992	12,819,698	95,059,532
U of the Incarnate Word	1,714,212	68,027,096	16,573,791	86,315,099
U of Mary Hardin-Baylor	9,743,553	53,046,747	13,691,417	76,481,717
U of St. Thomas	13,783,069	67,605,942	19,479,024	100,868,035
Wayland Baptist U	4,415,826	34,122,918	14,324,276	52,863,020
Wiley C	849,299	17,414,493	8,734,175	26,997,967
TOTAL	\$299,488,127	\$3,233,935,778	\$1,005,287,744	\$4,538,711,649

Source: IPEDS Finance, 2005

Institution-level Data

Endowment 2005

ICUT INSTITUTION	FY 2005 BEGINNING MARKET VALUE	FY 2005 ENDING MARKET VALUE	FY 2005 ENDOWMENT YIELD
Abilene Christian U	\$168,251,361	\$189,786,539	\$6,875,749
Amberton U	14,500,000	16,600,000	965,000
Austin C	97,997,456	107,886,955	3,595,697
Baylor U	672,340,000	745,751,000	41,851,000
C of St. Thomas More	108,820	110,620	2,127
Concordia U at Austin	19,628,277	20,765,279	1,137,002
Dallas Baptist U	21,833,284	27,832,841	1,206,630
East Texas Baptist U	47,588,033	51,001,631	2,111,690
Hardin-Simmons U	79,453,794	87,136,199	4,697,570
Houston Baptist U	77,699,000	84,627,146	4,986,229
Howard Payne U	39,319,565	40,795,000	2,426,859
Huston-Tillotson U	0	0	36,764
Jacksonville C	1,364,721	1,611,723	30,694
Jarvis Christian C	11,837,847	11,824,774	629,655
LeTourneau U	4,400,934	5,152,885	91,021
Lon Morris C	19,631,712	19,389,941	486,010
Lubbock Christian U	4,323,869	11,116,779	172,538
McMurry U	46,671,616	49,371,649	1,805,137
Our Lady of the Lake U	24,682,509	25,934,755	1,123,491
Paul Quinn C	5,608,132	5,989,661	209,667
Rice U	3,437,021,429	3,752,895,796	65,488,272
St. Edward's U	41,174,000	44,955,000	478,898
St. Mary's U	94,125,754	102,605,043	2,077,496
Schreiner U	39,623,000	38,044,000	1,195,724
Southern Methodist U	908,903,000	1,008,505,000	18,353,000
SW Adventist U	2,464,799	2,870,346	112,841
SW Assemblies of God U	2,055,732	1,843,800	79,733
SW Christian C	821,899	847,311	21,134
Southwestern U	278,075,429	279,293,177	13,598,114
Texas Christian U	835,794,823	987,889,487	28,423,764
Texas C	1,215,220	1,271,488	49,115
Texas Lutheran U	45,869,791	51,678,786	2,136,975
Texas Wesleyan U	38,069,000	40,024,900	1,352,800
Trinity U	673,571,555	733,261,357	45,532,603
U of Dallas	39,995,067	43,782,863	298,914
U of the Incarnate Word	29,569,011	33,648,754	626,583
U of Mary Hardin-Baylor	45,332,892	49,437,151	2,581,172
U of St. Thomas	40,038,912	41,015,685	1,196,679
Wayland Baptist U	45,713,105	46,290,427	4,322,165
Wiley C	7,302,147	3,853,054	13,412
TOTAL	\$7,963,977,495	\$8,766,698,802	\$262,379,924

Source: ICUT

